

AGENDA

NOTICE OF REGULAR MEETING

TIME: 6 p.m.
PLACE: Dublin San Ramon Services District
Boardroom
7051 Dublin Boulevard, Dublin, CA
www.derwa.org

DATE: Monday, September 25, 2023

Our mission is to maximize the amount of recycled water delivered while recovering its costs; in doing so it will provide a reliable and consistent supply of recycled water to DSRSD and EBMUD for service to each of the agencies' customers.

1. CALL TO ORDER
2. PLEDGE TO THE FLAG
3. ROLL CALL - Members: Coleman, Vonheeder-Leopold, Chan, and Johnson
Alternates: Goel and Young
4. SPECIAL ANNOUNCEMENTS/ACTIVITIES
5. PUBLIC COMMENT (Meeting Open to the Public)
At this time, those in the audience are encouraged to address the Board on any item of interest that is within the subject matter jurisdiction of the Board and not already included on tonight's agenda. Comments should not exceed five minutes. Speaker cards are available from the Authority Secretary and should be completed and returned to the Authority Secretary prior to addressing the Board. The Chair of the Board will recognize each speaker, at which time the speaker should proceed to the lectern, introduce him/herself, and then proceed with his/her comment. Written comments may be submitted to the Authority Secretary at genzale@dsrsd.com. Comments received by 3 p.m. on the day of the meeting will be provided to the Board.
6. CONSENT CALENDAR
Matters listed under this item are considered routine and will be enacted by one action in the form listed below. There will be no separate discussion of these items unless requested by a Member of the Board or the public prior to the time the Board votes on the Motion to adopt.
 - A. Approve Minutes of Regular Board Meeting of April 24, 2023
Recommended Action: Approve by Motion
 - B. Approve Treasurer's Reports for March 31, April 30, May 31, June 30, and July 31, 2023
Recommended Action: Approve by Motion
 - C. Approve Quarterly Investment Reports for March 31, and June 30, 2023
Recommended Action: Approve by Motion
 - D. Authorize Purchase and Replacement of Sand Filter Cascade Rings
Recommended Action: Authorize by Motion

7. BOARD BUSINESS

- A. Approve Resolution No. 23-3 Appointing the DERWA Treasurer
Recommended Action: Approve by Resolution
- B. Approve Proclamation for Richard Lou's Service to DERWA as Treasurer
Recommended Action: Approve by Motion
- C. Approve Resolution No. 23-4 Regarding Authority Manager Functions and Expenditures
Recommended Action: Approve by Resolution
- D. Receive Presentation on Recycled Water Supply and Operations Plan Update
Recommended Action: Receive Presentation and Provide Direction

8. STAFF REPORTS

- A. Authority Manager Update
- B. Confirm Next Board Meeting – December 11, 2023

9. BOARDMEMBER ITEMS

10. ADJOURNMENT

All materials made available or distributed in open session at Board meetings are public information and are available for inspection during business hours by calling the Authority Secretary at (925) 828-0515. A fee may be charged for copies. District facilities and meetings comply with the Americans with Disabilities Act. If special accommodations are needed, please contact the Authority Secretary as soon as possible, but at least two days prior to the meeting.

Item 6.A

**DSRSD•EBMUD RECYCLED WATER AUTHORITY
(DERWA)
Board of Directors Regular Meeting Minutes
Monday, April 24, 2023**

1. CALL TO ORDER – Chair Coleman called the DSRSD•EBMUD Recycled Water Authority (DERWA) meeting to order at 6 p.m.
2. PLEDGE TO THE FLAG
3. ROLL CALL – Directors present: Chair John Coleman, Vice Chair Georgean Vonheeder-Leopold, and Directors April Chan, and Ann Marie Johnson. DERWA Staff present: Jan Lee, Authority Manager; Richard Lou, Treasurer; Austin Cho, General Counsel; and Nicole Genzale, Authority Secretary
4. SPECIAL ANNOUNCEMENTS/ACTIVITIES – None
5. PUBLIC COMMENT – 6:01 p.m. – None
6. CONSENT CALENDAR

Vice Chair Vonheeder-Leopold MOVED for approval of the items on the Consent Calendar. Director Johnson SECONDED the MOTION, which CARRIED with FOUR AYES.

- A. Approve Minutes of Special Board Meeting of January 30, 2023 – Approved
- B. Approve Treasurer’s Reports for January 31, and February 28, 2023 – Approved
- C. Approve Task Order No. 20 for Fiscal Year 2023-24 for Public Information Services with ICF Jones & Stokes, Inc. – Approved

7. BOARD BUSINESS

- A. Approve Proclamation for Marisol Rubio’s Service on the DERWA Board of Directors

The Board agreed to delay consideration of this item until Ms. Rubio arrived at the meeting, which occurred after Item 7.C.

Chair Coleman read the proclamation aloud. He presented Marisol Rubio the proclamation, and a DERWA journal. Ms. Rubio expressed her gratitude to both the DERWA and DSRSD Board of Directors and staff.

Director Johnson MOVED to Approve the Proclamation for Marisol Rubio’s Service on the DERWA Board of Directors. Vice Chair Vonheeder-Leopold SECONDED the MOTION, which CARRIED with FOUR AYES.

- B. Approve and Establish the Location, Time, and Place of Regular DERWA Board Meetings and Rescind Resolution No. 22-6

Authority Manager Lee reviewed the item for the Board.

DRAFT

Director Johnson MOVED to Approve Resolution No. 23-1, Establishing the Date, Time, and Place at Which Regular Meetings of the Authority Board of Directors Shall be Held and *Rescinding Resolution No. 22-6*. Chair Vonheeder-Leopold SECONDED the MOTION, which CARRIED with FOUR AYES.

- C. Authorize the Authority Manager to Enter into an Agreement with Dublin San Ramon Services District to Prepare a DERWA Facilities Energy Evaluation

Authority Manager Lee reviewed the item for the Board. She confirmed that the evaluation will be conducted by DSRSD staff and DSRSD's Energy Master Plan consultant (Carollo Engineers).

Vice Chair Vonheeder-Leopold MOVED to Authorize the Authority Manager to Enter into an Agreement with Dublin San Ramon Services District to Prepare a DERWA Facilities Energy Evaluation. Director Chan SECONDED the MOTION, which CARRIED with FOUR AYES.

- D. Approve and Adopt the Fiscal Year 2023-2024 Operating and Capital Budget

DSRSD Financial Analyst Corinne Ferreyra reviewed the item for the Board. She gave a presentation that was added to the DERWA website as supplemental materials. The Board and staff discussed anticipated fuel price increases and looking into whether an increase in the supply of hydroelectric power this year would have an impact on potential PG&E prices, decommissioning the outdated microfiltration system, expected water sales this summer, and the Fiscal Year 2023 budget and expenditure projections.

Vice Chair Vonheeder-Leopold MOVED to Approve Resolution No. 23-2, Approving and Adopting the Fiscal Year 2023-2024 Operating and Capital Budget. Director Chan SECONDED the MOTION, which CARRIED with FOUR AYES.

8. STAFF REPORTS

- A. Authority Manager Update

Authority Manager Lee noted that the Board will receive a report on this summer's recycled water supply and demand at the September Board meeting.

- B. Confirm Next Board Meeting – September 25, 2023

The Board acknowledged the September meeting date and did not request any changes.

9. BOARDMEMBER ITEMS

Chair Coleman invited EBMUD Senior Civil Engineer Florence Wedington to share some exciting news. Ms. Wedington announced that she was appointed to fill the Division 3 seat vacancy on the Central Contra Costa Sanitary District (Central San) Board of Directors last week. The Board and staff congratulated her.

Director Chan inquired about DERWA's efforts to acquire a long-term supplemental wastewater supply from Central San. Authority Manager Lee confirmed that DERWA continues to seek long-term opportunities with Central San and advised that EBMUD is conducting a study regarding the possibility of a long-term relationship between EBMUD and Central San, which may provide some benefit to DERWA. EBMUD Manager of Water Supply Improvements Linda Hu reported that EBMUD

expects the completed study to be available in October.

Chair Coleman wished everyone a nice and safe summer.

10. ADJOURNMENT

Chair Coleman adjourned the meeting at 6:30 p.m.

Submitted by,

Nicole M. Genzale, CMC
Authority Secretary

Item 6.B

DERWA **Summary & Recommendation**

Approve Treasurer's Reports for March 31, April 30, May 31, June 30, and July 31, 2023

Summary:

Attached are the Treasurer's Reports for the months ending March 31, April 30, and May 31, 2023, submitted by Treasurer Richard Lou, and the Treasurer's Reports for the months ending June 30, and July 31, 2023, submitted by Interim Treasurer Sophia Skoda.

Recommendation:

The Interim Treasurer recommends the DERWA Board of Directors approve, by Motion, the Treasurer's Reports for the months ending March 31, April 30, May 31, June 30, and July 31, 2023.

September 25, 2023

Attachments:

1. Treasurer's Report – March 31, 2023
2. Treasurer's Report – April 30, 2023
3. Treasurer's Report – May 31, 2023
4. Treasurer's Report – June 30, 2023
5. Treasurer's Report – July 31, 2023

**DSRSD/EBMUD RECYCLED WATER AUTHORITY
TREASURER'S REPORT FOR MARCH 31, 2023**

STAFF REPORT

Attached is the DERWA Treasurer's Report for the month ending March 31, 2023. A summary of transactions and recommendation follows.

Revenues/Funding: During the month, \$768,787 in agency reimbursements were received. Fiscal year-to-date revenue for FY23 totaled \$1,313,786. No other miscellaneous payments were received this month.

Expenses: Current month disbursements were \$416,478. Fiscal year-to-date expenditures for FY23 total \$1,723,832; of which \$1,721,187 was for operating expenses. Expenditures do not reflect all staff and consultant costs incurred but not yet billed to DERWA in FY23.

Cash: The cash balance at March 31, 2023 was \$2,228,153.

Submitted by:

Richard Lou

Richard Lou
Treasurer

Dated: April 18, 2023

Prepared by	Houck, Matt	<small>Digitally signed by Houck, Matt Date: 2023.04.18 10:14:08 -07'00'</small>	(M. Houck)
Reviewed by	Yenny Coburn	<small>Digitally signed by Yenny Coburn DN: cn=Yenny Coburn, ou=Accounting, ou=220, email=yenny.coburn@ebmud.com, c=US Date: 2023.04.18 11:29:44 -07'00' Adobe Acrobat version: 2023.001.20143</small>	(Y. Coburn)
Approved by	Melody Wang	<small>Digitally signed by Melody Wang Date: 2023.04.18 14:52:36 -07'00'</small>	(M. Wang)

DSRSD/EBMUD RECYCLED WATER AUTHORITY
TREASURER'S REPORT
FOR THE PERIOD ENDED MARCH 31, 2023

	Program Budget @ FY 2023	Expenditures FY 22 and Prior (a)	Expenditures Current Month	Expenditures FY 23 YTD (b)	Expenditures Grand Total (a+b)	DSRSD EXP Grand Total	EBMUD EXP Grand Total
CAPITAL - PROJECT							
Pipeline Reach 1	-	7,560,517	-	-	7,560,517	4,383,920	3,176,597
Pipeline Reach 2	-	4,558,120	-	-	4,558,120	3,882,264	675,856
Pipeline Reach 3	-	2,286,003	-	-	2,286,003	1,719,204	566,799
Pipeline Reach 4	-	1,614,959	-	-	1,614,959	363,685	1,251,274
Pipeline Reach 5	-	1,430,991	-	-	1,430,991	200,195	1,230,796
Pipeline Reach 6	-	6,759,869	-	-	6,759,869	430,784	6,329,085
Treatment Plant	-	15,732,794	-	-	15,732,794	8,948,843	6,783,951
Pump Stations	-	8,563,294	-	-	8,563,294	6,776,648	1,786,646
Water Tanks	-	12,393,483	-	-	12,393,483	7,221,552	5,171,931
Phase 2 Pipeline & Pump Station	-	3,462,938	-	-	3,462,938	-	3,462,938
Backbone Corrosion	-	1,109,004	-	-	1,109,004	122,302	986,702
SCADA	-	341,726	-	-	341,726	194,784	146,942
EBMUD Pipeline Phase 2, 3 & 4	-	602,193	-	-	602,193	-	602,193
Fine Screening	-	927,811	-	-	927,811	528,852	398,959
New/Replacement Capital <50K	208,000	321,987	-	-	321,987	183,533	138,454
MF/UV Control Programing Update	-	144,366	-	-	144,366	82,289	62,077
Program Planning & Air Relief	-	5,491,623	-	-	5,491,623	2,696,685	2,794,938
Planning Prior Years	-	3,665,330	-	-	3,665,330	1,796,012	1,869,318
Permanent Suppl. Supply	400,000	1,481,442	-	-	1,481,442	859,236	622,206
PSR-1 VFD Replacement	-	-	-	-	-	-	-
Air Relief Valve Rehabilitation/Replacement	45,000	-	-	-	-	-	-
SFUV and MF Operational Analysis	-	41,552	-	2,645	44,197	20,331	23,866
Chlorine Mixer Replacement	42,000	12,622	-	-	12,622	5,806	6,816
SFUV Cable Harness Replacement	68,000	82,672	-	-	82,672	38,029	44,643
UV Lamp Electrical Connector Replacement	50,000	126,635	-	-	126,635	58,252	68,383
HVAC Replacements	76,000	-	-	-	-	-	-
TIPS VFD Upgrades	63,000	-	-	-	-	-	-
MF Membrane Replace	-	698,833	-	-	698,833	335,440	363,393
LVAMWA Connection	-	-	-	-	-	-	-
6th RWTP Sand Filter	-	255	-	-	255	27	228
DWR IRWM- Prop 84 Rd 3 Drought Project	-	16,432	-	-	16,432	8,216	8,216
PSR1 /Recy. Water Treatment Expansion	35,000	15,524,095	-	-	15,524,095	9,814,518	5,709,577
Pleasanton Capital Billing/Contingency	-	5,795,139	-	-	5,795,139	-	5,795,139
Capitalized Interest	-	1,960,872	-	-	1,960,872	960,827	1,000,045
Total Capital Impr. Proj. Element	987,000	102,707,557	-	2,645	102,710,202	51,632,234	51,077,968

	Program Budget @ FY 2023	Expenditures FY 22 and Prior (a)	Expenditures Current Month	Expenditures FY 23 YTD (b)	Expenditures Grand Total (a+b)	DSRSD EXP Grand Total	EBMUD EXP Grand Total
OPERATING - ITEM							
DERWA Program Manager	245,000	3,942,071	22,525	63,229	4,005,300	2,871,032	1,134,268
Treasurer	100,000	3,009,894	3,563	21,371	3,031,265	2,273,449	757,816
Legal Counsel	75,000	545,997	-	7,558	553,555	415,166	138,389
Secretary	20,000	254,014	2,656	7,105	261,119	195,840	65,279
Other	130,000	1,734,329	-	126,127	1,860,456	1,395,342	465,114
Operation and Maintenance Detail	4,000,000	27,649,892	387,734	1,495,797	29,145,689	22,199,888	6,945,801
Debt Service	1,645,513	28,611,112	-	-	28,611,112	15,346,609	13,264,503
Total Operating Program Element	6,215,513	65,747,309	416,478	1,721,187	67,468,496	44,697,326	22,771,170

PROJECT TOTALS	7,202,513	168,454,866	416,478	1,723,832	170,178,698	96,329,560	73,849,138
-----------------------	------------------	--------------------	----------------	------------------	--------------------	-------------------	-------------------

REVENUES & FUNDING	Current Month	Fiscal Year
Agency Contribution	-	-
DSRSD	-	-
EBMUD	-	-
Pleasanton	-	-
Agency Reimbursements - DSRSD	408,387	408,387
Agency Reimbursements - EBMUD	355,198	525,086
Commercial Paper Issued	-	-
Pleasanton payments	5,202	371,409
Interest / Contracts	-	8,904
Misc Income	-	-
TOTAL REVENUES & FUNDING	768,787	1,313,786

	Current Month	Fiscal Year
CASH AVAILABLE		
Beginning Cash	1,875,844	1,805,280
Beg. Balance Adj (Prior Year Accruals)	-	832,919
Rounding	-	-
Total Revenues & Funding	768,787	1,313,786
Total Expenditures	(416,478)	(1,723,832)
Ending Cash	2,228,153	2,228,153

Prepared by **Houck, Matt** Digitally signed by Houck, Matt
Date: 2023.04.18 10:15:18 -07'00'
Matt Houck Date

Reviewed by **Yenny Coburn** Digitally signed by Yenny Coburn
Date: 2023.04.18 14:53:59 -07'00'
Yenny Coburn Date

Approved by **Melody Wang** Digitally signed by Melody Wang
Date: 2023.04.18 14:53:59 -07'00'
Melody Wang Date

DSRSD/EBMUD RECYCLED WATER AUTHORITY

SUMMARY OF EXPENDITURES

FOR THE PERIOD ENDED

March 31, 2023

Check Date	Check Number	Payee	Category	TOTAL Amount	DSRSD Amount	EBMUD Amount		Operating	Capital
03/10/23	200026556	BARRETT BUSINESS SERVICES INC	Op-Prg Manager-Staff (67/33)	759.01	508.54	250.47	○	759.01	0.00
03/10/23	200026556	BARRETT BUSINESS SERVICES INC	Op-Prg Manager-Staff (67/33)	759.01	508.54	250.47	○	759.01	0.00
03/10/23	200026586	DUBLIN SAN RAMON SERVICES DIST	Op-Prg Manager-Salary (67/33)	19,422.70	13,013.21	6,409.49	○	19,422.70	0.00
03/10/23	200026586	DUBLIN SAN RAMON SERVICES DIST	Op-Operating (67/33)	387,733.71	259,781.59	127,952.12	○	387,733.71	0.00
03/10/23	200026586	DUBLIN SAN RAMON SERVICES DIST	Op-Secretary (67/33)	2,655.74	1,779.35	876.39	○	2,655.74	0.00
03/24/23	200027470	BARRETT BUSINESS SERVICES INC	Op-Prg Manager-Staff (67/33)	726.01	486.43	239.58	○	726.01	0.00
03/24/23	200027470	BARRETT BUSINESS SERVICES INC	Op-Prg Manager-Staff (67/33)	231.00	154.77	76.23	○	231.00	0.00
03/24/23	200027470	BARRETT BUSINESS SERVICES INC	Op-Prg Manager-Staff (67/33)	627.01	420.10	206.91	○	627.01	0.00
03/24/23	200027491	EBMUD	Op- Trea- Cost Acct(67/33)	812.27	544.22	268.05	○	812.27	0.00
03/24/23	200027491	EBMUD	Op- Trea- Cost Acct(67/33)	1,705.78	1,142.87	562.91	○	1,705.78	0.00
03/24/23	200027491	EBMUD	Op- Trea- Salary(67/33)	1,044.86	700.06	344.80	○	1,044.86	0.00
					-	-		0.00	0.00
				416,477.10	279,039.68	137,437.42		416,477.10	0.00

Certificates of Disb.	
Wk Ending	Amount
2023/03/10	\$ 411,330.17
2023/03/24	\$ 5,146.93
	<u>\$ 416,477.10</u>

Pleasanton-	-
OP	416,477.10
CAP	-

0.00 Reconciled
0.00 Reconciled
0.00 Reconciled
0.00 Reconciled

Prepared by	<u>Houck, Matt</u>	Digitally signed by Houck, Matt Date: 2023.04.18 10:15:48 -07'00'
	Matt Houck	Date
	<u>Yenny Coburn</u>	Digitally signed by Yenny Coburn DN: cn=Yenny Coburn, o=Accounting, ou=220, email=yenny.coburn@ebmud.com, c=US Date: 2023.04.18 11:32:00 -07'00' Adobe Acrobat version: 2023.001.20143
Reviewed by	<u>Yenny Coburn</u>	Date
	Yenny Coburn	Date
	<u>Melody Wang</u>	Digitally signed by Melody Wang Date: 2023.04.18 14:54:23 -07'00'
Approved by	<u>Melody Wang</u>	Date
	Melody Wang	Date

DERWA CASH REPORT

Cash Balance as of 02/28/23 1,875,843.48 Reconciled to DERWA TR

Add member agency's contribution:

Agency Reimbursements - DSRSD	408,387.36
Agency Reimbursements - EBMUD	355,197.68
City of Pleasanton Payments	5,201.58
Interest Income	0.00
Other Reimbursements- Misc	0.00

Less invoice payments:

BARRETT BUSINESS SERVICES INC	3/10/2023	(759.01)
BARRETT BUSINESS SERVICES INC	3/10/2023	(759.01)
DUBLIN SAN RAMON SERVICES DIST	3/10/2023	(409,812.15)
EBMUD	3/24/2023	(812.27)
EBMUD	3/24/2023	(2,750.64)
BARRETT BUSINESS SERVICES INC	3/24/2023	(726.01)
BARRETT BUSINESS SERVICES INC	3/24/2023	(231.00)
BARRETT BUSINESS SERVICES INC	3/24/2023	(627.01)

Cash Balance as of 03/31/23 2,228,153.00

Rounding -

Cash Balance 03/31/23 2,228,153.00

Prepared by	Houck, Matt Matt Houck	Digitally signed by Houck, Matt Date: 2023.04.18 10:16:07 -07'00'
Reviewed by	Yenny Coburn Yenny Coburn	Digitally signed by Yenny Coburn DN: cn=Yenny Coburn, o=Accounting, ou=220, email=yenny.coburn@ebmud.com, c=US Date: 2023.04.18 11:33:31 -07'00' Adobe Acrobat version: 2023.001.20143
Approved by	Melody Wang Melody Wang	Digitally signed by Melody Wang Date: 2023.04.18 14:54:45 -07'00'

**DSRSD/EBMUD RECYCLED WATER AUTHORITY
TREASURER'S REPORT FOR APRIL 30, 2023**

STAFF REPORT

Attached is the DERWA Treasurer's Report for the month ending April 30, 2023. A summary of transactions and recommendation follows.

Revenues/Funding: During the month, \$16,948 in agency reimbursements and \$6,878 in interest was received. Fiscal year-to-date revenue for FY23 totaled \$1,337,611. No other miscellaneous payments were received this month.

Expenses: Current month disbursements were \$23,084. Fiscal year-to-date expenditures for FY23 total \$1,746,915; of which \$1,723,001 was for operating expenses. Expenditures do not reflect all staff and consultant costs incurred but not yet billed to DERWA in FY23.

Cash: The cash balance at April 30, 2023 was \$2,228,895.

Submitted by:

Richard Lou

Richard Lou
Treasurer

Dated: May 15, 2023

Prepared by Houck, Matt Digitally signed by Houck, Matt
Date: 2023.05.15 11:52:31 -07'00' (M. Houck)

Reviewed by Yenny Coburn Digitally signed by Yenny Coburn
DN: cn=Yenny Coburn, o=Accounting,
ou=220,
email=yenny.coburn@ebmud.com, c=US
Date: 2023.05.15 12:00:08 -07'00'
Adobe Acrobat version: 2023.001.20174 (Y. Coburn)

Approved by Wang, Melody Digitally signed by Wang, Melody
Date: 2023.05.15 13:13:06 -07'00' (M. Wang)

**DSRSD/EBMUD RECYCLED WATER AUTHORITY
TREASURER'S REPORT
FOR THE PERIOD ENDED APRIL 30, 2023**

	Program Budget @ FY 2023	Expenditures FY 22 and Prior (a)	Expenditures Current Month	Expenditures FY 23 YTD (b)	Expenditures Grand Total (a+b)	DSRSD EXP Grand Total	EBMUD EXP Grand Total
CAPITAL - PROJECT							
Pipeline Reach 1	-	7,560,517	-	-	7,560,517	4,383,920	3,176,597
Pipeline Reach 2	-	4,558,120	-	-	4,558,120	3,882,264	675,856
Pipeline Reach 3	-	2,286,003	-	-	2,286,003	1,719,204	566,799
Pipeline Reach 4	-	1,614,959	-	-	1,614,959	363,685	1,251,274
Pipeline Reach 5	-	1,430,991	-	-	1,430,991	200,195	1,230,796
Pipeline Reach 6	-	6,759,869	-	-	6,759,869	430,784	6,329,085
Treatment Plant	-	15,732,794	-	-	15,732,794	8,948,843	6,783,951
Pump Stations	-	8,563,294	-	-	8,563,294	6,776,648	1,786,646
Water Tanks	-	12,393,483	-	-	12,393,483	7,221,552	5,171,931
Phase 2 Pipeline & Pump Station	-	3,462,938	-	-	3,462,938	-	3,462,938
Backbone Corrosion	-	1,109,004	-	-	1,109,004	122,302	986,702
SCADA	-	341,726	-	-	341,726	194,784	146,942
EBMUD Pipeline Phase 2, 3 & 4	-	602,193	-	-	602,193	-	602,193
Fine Screening	-	927,811	-	-	927,811	528,852	398,959
New/Replacement Capital <50K	208,000	321,987	-	-	321,987	183,533	138,454
MF/UV Control Programing Update	-	144,366	-	-	144,366	82,289	62,077
Program Planning & Air Relief	-	5,491,623	-	-	5,491,623	2,696,685	2,794,938
Planning Prior Years	-	3,665,330	-	-	3,665,330	1,796,012	1,869,318
Permanent Suppl. Supply	400,000	1,481,442	21,269	21,269	1,502,711	871,572	631,139
PSR-1 VFD Replacement	-	-	-	-	-	-	-
Air Relief Valve Rehabilitation/Replacement	45,000	-	-	-	-	-	-
SFUV and MF Operational Analysis	-	41,552	-	2,645	44,197	20,331	23,866
Chlorine Mixer Replacement	42,000	12,622	-	-	12,622	5,806	6,816
SFUV Cable Harness Replacement	68,000	82,672	-	-	82,672	38,029	44,643
UV Lamp Electrical Connector Replacement	50,000	126,635	-	-	126,635	58,252	68,383
HVAC Replacements	76,000	-	-	-	-	-	-
TIPS VFD Upgrades	63,000	-	-	-	-	-	-
MF Membrane Replace	-	698,833	-	-	698,833	335,440	363,393
LVAMWA Connection	-	-	-	-	-	-	-
6th RWTP Sand Filter	-	255	-	-	255	27	228
DWR IRWM- Prop 84 Rd 3 Drought Project	-	16,432	-	-	16,432	8,216	8,216
PSR1 /Recy. Water Treatment Expansion	35,000	15,524,095	-	-	15,524,095	9,814,518	5,709,577
Pleasanton Capital Billing/Contingency	-	5,795,139	-	-	5,795,139	-	5,795,139
Capitalized Interest	-	1,960,872	-	-	1,960,872	960,827	1,000,045
Total Capital Impr. Proj. Element	987,000	102,707,557	21,269	23,914	102,731,471	51,644,570	51,086,901

	Program Budget @ FY 2023	Expenditures FY 22 and Prior (a)	Expenditures Current Month	Expenditures FY 23 YTD (b)	Expenditures Grand Total (a+b)	DSRSD EXP Grand Total	EBMUD EXP Grand Total
OPERATING - ITEM							
DERWA Program Manager	245,000	3,942,071	1,815	65,044	4,007,115	2,872,394	1,134,721
Treasurer	100,000	3,009,894	-	21,370	3,031,264	2,273,448	757,816
Legal Counsel	75,000	545,997	-	7,558	553,555	415,166	138,389
Secretary	20,000	254,014	-	7,105	261,119	195,840	65,279
Other	130,000	1,734,329	-	126,127	1,860,456	1,395,342	465,114
Operation and Maintenance Detail	4,000,000	27,649,892	-	1,495,797	29,145,689	22,199,888	6,945,801
Debt Service	1,645,513	28,611,112	-	-	28,611,112	15,346,609	13,264,503
Total Operating Program Element	6,215,513	65,747,309	1,815	1,723,001	67,470,310	44,698,687	22,771,623

PROJECT TOTALS	7,202,513	168,454,866	23,084	1,746,915	170,201,781	96,343,257	73,858,524
-----------------------	------------------	--------------------	---------------	------------------	--------------------	-------------------	-------------------

REVENUES & FUNDING	Current Month	Fiscal Year
Agency Contribution	-	-
DSRSD	-	-
EBMUD	-	-
Pleasanton	-	-
Agency Reimbursements - DSRSD	4,897	413,284
Agency Reimbursements - EBMUD	2,412	527,498
Commercial Paper Issued	-	-
Pleasanton payments	9,639	381,047
Interest / Contracts	6,878	15,782
Misc Income	-	-
TOTAL REVENUES & FUNDING	23,826	1,337,611

	Current Month	Fiscal Year
CASH AVAILABLE		
Beginning Cash	2,228,153	1,805,280
Beg. Balance Adj (Prior Year Accruals)	-	832,919
Rounding	-	-
Total Revenues & Funding	23,826	1,337,611
Total Expenditures	(23,084)	(1,746,915)
Ending Cash	2,228,895	2,228,895

Prepared by Houck, Matt Digitally signed by Houck, Matt
Date: 2023.05.15 11:53:13 -07'00'

Reviewed by Yenny Coburn Digitally signed by Yenny Coburn
Date: 2023.05.15 13:14:08 -07'00'

Approved by Wang, Melody Digitally signed by Wang, Melody
Date: 2023.05.15 13:14:08 -07'00'

**DSRSD/EBMUD RECYCLED WATER AUTHORITY
SUMMARY OF EXPENDITURES
FOR THE PERIOD ENDED
April 30, 2023**

Operating	Capital
792.01	0.00
0.00	3,625.00
1,023.02	0.00
0.00	17,643.50
0.00	0.00
0.00	0.00
1,815.03	21,268.50

Pleasanton-

0.00 Reconciled
0.00 Reconciled
0.00 Reconciled
0.00 Reconciled

Digitally signed by Houck, Matt
Date: 2023.05.15 11:53:35 -07'00'

Digitally signed by Yenny Coburn
DN: cn=Yenny Coburn, o=Accounting, ou=220,
email=yenny.coburn@ebmud.com, c=US
Date: 2023.05.15 12:02:43 -07'00'
Adobe Acrobat version: 2023.001.20174

Date
Digitally signed by Wang, Melody
Date: 2023.05.15 13:14:32 -07'00'

Date

DERWA CASH REPORT

Cash Balance as of 03/31/23 2,228,153.00 Reconciled to DERWA TR

Add member agency's contribution:

Agency Reimbursements - DSRSD	4,896.86
Agency Reimbursements - EBMUD	2,411.85
City of Pleasanton Payments	9,638.67
Interest Income	6,877.89
Other Reimbursements- Misc	0.00

Less invoice payments:

BARRETT BUSINESS SERVICES INC	4/5/2023	(792.01)
BROWN & CALDWELL	4/5/2023	(3,625.00)
BARRETT BUSINESS SERVICES INC	4/28/2023	(1,023.02)
BROWN & CALDWELL	4/28/2023	(17,643.50)

Cash Balance as of	04/30/23	<u>2,228,894.74</u>
	Rounding	0.26
Cash Balance	04/30/23	<u>2,228,895.00</u>

Prepared by	Houck, Matt	Digitally signed by Houck, Matt Date: 2023.05.15 11:53:49 -07'00'
	Matt Houck	Date
Reviewed by	Yenny Coburn	Digitally signed by Yenny Coburn DN: cn=Yenny Coburn, o=Accounting, ou=220, email=yenny.coburn@ebmud.com, c=US Date: 2023.05.15 12:03:07 -07'00' Adobe Acrobat version: 2023.001.20174
	Yenny Coburn	Date
Approved by	Wang, Melody	Digitally signed by Wang, Melody Date: 2023.05.15 13:14:55 -07'00'
	Melody Wang	Date

**DSRSD/EBMUD RECYCLED WATER AUTHORITY
TREASURER'S REPORT FOR MAY 31, 2023**

STAFF REPORT

Attached is the DERWA Treasurer's Report for the month ending May 31, 2023. A summary of transactions and recommendation follows.

Revenues/Funding: During the month, \$858,917 in agency reimbursements were received. Fiscal year-to-date revenue for FY23 totaled \$2,196,529. No other miscellaneous payments were received this month.

Expenses: Current month disbursements were \$497,357. Fiscal year-to-date expenditures for FY23 total \$2,244,273; of which \$2,220,359 was for operating expenses. Expenditures do not reflect all staff and consultant costs incurred but not yet billed to DERWA in FY23.

Cash: The cash balance at May 31, 2023 was \$2,590,455.

Submitted by:

Richard Lou

Richard Lou
Treasurer

Dated: June 12, 2023

Prepared by Houck, Matt Digitally signed by Houck, Matt
Date: 2023.06.12 14:31:24 -07'00' (M. Houck)

Reviewed by Yenny Coburn Digitally signed by Yenny Coburn
DN: cn=Yenny Coburn, o=Accounting, ou=220,
email=yenny.coburn@ebmud.com, c=US
Date: 2023.06.12 15:19:25 -07'00'
Adobe Acrobat version: 2023.001.20174 (Y. Coburn)

Approved by Melody Wang Digitally signed by Melody Wang
Date: 2023.06.12 16:15:39 -07'00' (M. Wang)

DSRSD/EBMUD RECYCLED WATER AUTHORITY
TREASURER'S REPORT
FOR THE PERIOD ENDED MAY 31, 2023

	Program Budget @ FY 2023	Expenditures FY 22 and Prior (a)	Expenditures Current Month	Expenditures FY 23 YTD (b)	Expenditures Grand Total (a+b)	DSRSD EXP Grand Total	EBMUD EXP Grand Total
CAPITAL - PROJECT							
Pipeline Reach 1	-	7,560,517	-	-	7,560,517	4,383,920	3,176,597
Pipeline Reach 2	-	4,558,120	-	-	4,558,120	3,882,264	675,856
Pipeline Reach 3	-	2,286,003	-	-	2,286,003	1,719,204	566,799
Pipeline Reach 4	-	1,614,959	-	-	1,614,959	363,685	1,251,274
Pipeline Reach 5	-	1,430,991	-	-	1,430,991	200,195	1,230,796
Pipeline Reach 6	-	6,759,869	-	-	6,759,869	430,784	6,329,085
Treatment Plant	-	15,732,794	-	-	15,732,794	8,948,843	6,783,951
Pump Stations	-	8,563,294	-	-	8,563,294	6,776,648	1,786,646
Water Tanks	-	12,393,483	-	-	12,393,483	7,221,552	5,171,931
Phase 2 Pipeline & Pump Station	-	3,462,938	-	-	3,462,938	-	3,462,938
Backbone Corrosion	-	1,109,004	-	-	1,109,004	122,302	986,702
SCADA	-	341,726	-	-	341,726	194,784	146,942
EBMUD Pipeline Phase 2, 3 & 4	-	602,193	-	-	602,193	-	602,193
Fine Screening	-	927,811	-	-	927,811	528,852	398,959
New/Replacement Capital <50K	208,000	321,987	-	-	321,987	183,533	138,454
MF/UV Control Programing Update	-	144,366	-	-	144,366	82,289	62,077
Program Planning & Air Relief	-	5,491,623	-	-	5,491,623	2,696,685	2,794,938
Planning Prior Years	-	3,665,330	-	-	3,665,330	1,796,012	1,869,318
Permanent Suppl. Supply	400,000	1,481,442	-	21,269	1,502,711	871,572	631,139
PSR-1 VFD Replacement	-	-	-	-	-	-	-
Air Relief Valve Rehabilitation/Replacement	45,000	-	-	-	-	-	-
SFUV and MF Operational Analysis	-	41,552	-	2,645	44,197	20,331	23,866
Chlorine Mixer Replacement	42,000	12,622	-	-	12,622	5,806	6,816
SFUV Cable Harness Replacement	68,000	82,672	-	-	82,672	38,029	44,643
UV Lamp Electrical Connector Replacement	50,000	126,635	-	-	126,635	58,252	68,383
HVAC Replacements	76,000	-	-	-	-	-	-
TIPS VFD Upgrades	63,000	-	-	-	-	-	-
MF Membrane Replace	-	698,833	-	-	698,833	335,440	363,393
LVAMWA Connection	-	-	-	-	-	-	-
6th RWTP Sand Filter	-	255	-	-	255	27	228
DWR IRWM- Prop 84 Rd 3 Drought Project	-	16,432	-	-	16,432	8,216	8,216
PSR1 /Recy. Water Treatment Expansion	35,000	15,524,095	-	-	15,524,095	9,814,518	5,709,577
Pleasanton Capital Billing/Contingency	-	5,795,139	-	-	5,795,139	-	5,795,139
Capitalized Interest	-	1,960,872	-	-	1,960,872	960,827	1,000,045
Total Capital Impr. Proj. Element	987,000	102,707,557	-	23,914	102,731,471	51,644,570	51,086,901

	Program Budget @ FY 2023	Expenditures FY 22 and Prior (a)	Expenditures Current Month	Expenditures FY 23 YTD (b)	Expenditures Grand Total (a+b)	DSRSD EXP Grand Total	EBMUD EXP Grand Total
OPERATING - ITEM							
DERWA Program Manager	245,000	3,942,071	23,329	88,373	4,030,444	2,889,890	1,140,554
Treasurer	100,000	3,009,894	4,470	25,841	3,035,735	2,276,801	758,934
Legal Counsel	75,000	545,997	6,284	13,842	559,839	419,879	139,960
Secretary	20,000	254,014	2,438	9,543	263,557	197,668	65,889
Other	130,000	1,734,329	-	126,127	1,860,456	1,395,342	465,114
Operation and Maintenance Detail	4,000,000	27,649,892	460,836	1,956,633	29,606,525	22,545,515	7,061,010
Debt Service	1,645,513	28,611,112	-	-	28,611,112	15,346,609	13,264,503
Total Operating Program Element	6,215,513	65,747,309	497,357	2,220,359	67,967,668	45,071,704	22,895,964

PROJECT TOTALS	7,202,513	168,454,866	497,357	2,244,273	170,699,139	96,716,274	73,982,865
-----------------------	------------------	--------------------	----------------	------------------	--------------------	-------------------	-------------------

REVENUES & FUNDING	Current Month	Fiscal Year
Agency Contribution	-	-
DSRSD	-	-
EBMUD	-	-
Pleasanton	-	-
Agency Reimbursements - DSRSD	721,159	1,134,443
Agency Reimbursements - EBMUD	137,437	664,936
Commercial Paper Issued	-	-
Pleasanton payments	321	381,368
Interest / Contracts	-	15,782
Misc Income	-	-
TOTAL REVENUES & FUNDING	858,917	2,196,529

	Current Month	Fiscal Year
CASH AVAILABLE		
Beginning Cash	2,228,895	1,805,280
Beg. Balance Adj (Prior Year Accruals)	-	832,919
Rounding	-	-
Total Revenues & Funding	858,917	2,196,529
Total Expenditures	(497,357)	(2,244,273)
Ending Cash	2,590,455	2,590,455

Prepared by **Houck, Matt** Digitally signed by Houck, Matt
Date: 2023.06.12 14:38:01 -0700
Matt Houck Date

Reviewed by **Yenny Coburn** Digitally signed by Yenny Coburn
Date: 2023.06.12 16:16:40 -0700
Yenny Coburn Date

Approved by **Melody Wang** Digitally signed by Melody Wang
Date: 2023.06.12 16:16:40 -0700
Melody Wang Date

DSRSD/EBMUD RECYCLED WATER AUTHORITY SUMMARY OF EXPENDITURES FOR THE PERIOD ENDED May 31, 2023								
Check Date	Check Number	Payee	Category	TOTAL Amount	DSRSD Amount	EBMUD Amount	Operating	Capital
05/10/23	200030191	BARRETT BUSINESS SERVICES INC	Op-Prg Manager-Staff (67/33)	693.01	464.32	228.69	O	693.01 0.00
05/10/23	200030219	DOWNEY BRAND, LLP	Op-Derwa Legal Counsel (67/33)	1,207.00	808.69	398.31	O	1,207.00 0.00
05/10/23	200030219	DOWNEY BRAND, LLP	Op-Derwa Legal Counsel (67/33)	4,480.00	3,001.60	1,478.40	O	4,480.00 0.00
05/10/23	200030219	DOWNEY BRAND, LLP	Op-Derwa Legal Counsel (67/33)	596.86	399.90	196.96	O	596.86 0.00
05/10/23	200030191	BARRETT BUSINESS SERVICES INC	Op-Prg Manager-Staff (67/33)	660.01	442.21	217.80	O	660.01 0.00
05/10/23	200030191	BARRETT BUSINESS SERVICES INC	Op-Prg Manager-Staff (67/33)	594.01	397.99	196.02	O	594.01 0.00
05/24/23	200031016	DUBLIN SAN RAMON SERVICES DIST	Op-Prg Manager-Salary (67/33)	7,440.88	4,985.39	2,455.49	O	7,440.88 0.00
05/24/23	200031016	DUBLIN SAN RAMON SERVICES DIST	Op-Operating (67/33)	181,445.38	121,568.40	59,876.98	O	181,445.38 0.00
05/24/23	200031016	DUBLIN SAN RAMON SERVICES DIST	Op-Secretary (67/33)	582.08	389.99	192.09	O	582.08 0.00
05/24/23	200031019	EBMUD	Op- Trea- Cost Acct(67/33)	4,470.25	2,995.07	1,475.18	O	4,470.25 0.00
05/24/23	200031016	DUBLIN SAN RAMON SERVICES DIST	Op-Prg Manager-Salary (67/33)	6,168.60	4,132.96	2,035.64	O	6,168.60 0.00
05/24/23	200031016	DUBLIN SAN RAMON SERVICES DIST	Op-Operating (67/33)	146,549.13	98,187.92	48,361.21	O	146,549.13 0.00
05/24/23	200031016	DUBLIN SAN RAMON SERVICES DIST	Op-Secretary (67/33)	1,273.30	853.11	420.19	O	1,273.30 0.00
05/24/23	200031016	DUBLIN SAN RAMON SERVICES DIST	Op-Prg Manager-Salary (67/33)	7,508.18	5,030.48	2,477.70	O	7,508.18 0.00
05/24/23	200031016	DUBLIN SAN RAMON SERVICES DIST	Op-Operating (67/33)	132,841.95	89,004.11	43,837.84	O	132,841.95 0.00
05/24/23	200031016	DUBLIN SAN RAMON SERVICES DIST	Op-Secretary (67/33)	582.32	390.15	192.17	O	582.32 0.00
05/24/23	200030985	BARRETT BUSINESS SERVICES INC	Op-Prg Manager-Staff (67/33)	264.00	176.88	87.12	O	264.00 0.00
				-	-	-		0.00 0.00
				-	-	-		0.00 0.00
				-	-	-		0.00 0.00
				497,356.96	333,229.17	164,127.79		497,356.96 0.00
Certificates of Disb. Wk Ending Amount								
2023/05/10	\$	8,230.89			Pleasanton-	-		
2023/05/24	\$	489,126.07						
					OP	497,356.96		0.00 Reconciled
					CAP	-		0.00 Reconciled
								0.00 Reconciled
								0.00 Reconciled
	\$	497,356.96						

Prepared by

Houck, Matt

Matt Houck

Digitally signed by Houck, Matt

Date: 2023.06.12 14:38:26 -07'00'

Reviewed by

Yenny Coburn

Yenny Coburn

Digitally signed by Yenny Coburn

Date: 2023.06.12 15:20:53 -07'00'

DN: cn=Yenny Coburn, o=Accounting, ou=220, email=yenny.coburn@ebmud.com, c=US

Adobe Acrobat version: 2023.001.20174

Approved by

Melody Wang

Melody Wang

Digitally signed by Melody Wang

Date: 2023.06.12 16:27:55 -07'00'

DERWA CASH REPORT

Cash Balance as of 04/30/23 2,228,894.74 Reconciled to DERWA TR

Add member agency's contribution:

Agency Reimbursements - DSRSD	721,158.95
Agency Reimbursements - EBMUD	137,437.42
City of Pleasanton Payments	320.81
Interest Income	0.00
Other Reimbursements- Misc	0.00

Less invoice payments:

BARRETT BUSINESS SERVICES INC	5/10/2023	(693.01)
DOWNEY BRAND, LLP	5/10/2023	(1,207.00)
DOWNEY BRAND, LLP	5/10/2023	(4,480.00)
DOWNEY BRAND, LLP	5/10/2023	(596.86)
BARRETT BUSINESS SERVICES INC	5/10/2023	(660.01)
BARRETT BUSINESS SERVICES INC	5/10/2023	(594.01)
DUBLIN SAN RAMON SERVICES DIST	5/24/2023	(189,468.34)
EBMUD	5/24/2023	(4,470.25)
DUBLIN SAN RAMON SERVICES DIST	5/24/2023	(153,991.03)
DUBLIN SAN RAMON SERVICES DIST	5/24/2023	(140,932.45)
BARRETT BUSINESS SERVICES INC	5/24/2023	(264.00)

Cash Balance as of	05/31/23	2,590,454.96
	Rounding	0.04
Cash Balance	05/31/23	2,590,455.00

Prepared by	Houck, Matt	Digitally signed by Houck, Matt Date: 2023.06.12 14:38:51 -07'00'
	Matt Houck	Date
Reviewed by	Yenny Coburn	Digitally signed by Yenny Coburn DN: cn=Yenny Coburn, o=Accounting, ou=220, email=yenny.coburn@ebmud.com, c=US Date: 2023.06.12 15:21:16 -07'00' Adobe Acrobat version: 2023.001.20174
	Yenny Coburn	Date
Approved by	Melody Wang	Digitally signed by Melody Wang Date: 2023.06.12 16:28:25 -07'00'
	Melody Wang	Date

**DSRSD/EBMUD RECYCLED WATER AUTHORITY
TREASURER'S REPORT FOR JUNE 30, 2023**

STAFF REPORT

Attached is the DERWA Treasurer's Report for the month ending June 30, 2023. A summary of transactions and recommendation follows.

Revenues/Funding: During the month, payments of \$3,768,473 in agency reimbursements and \$7,629 in interest was recognized. Fiscal year-to-date revenue for FY23 totaled \$5,972,630. No other miscellaneous payments were received this month.

Expenses: Current month expenditures were \$3,201,297. Fiscal year-to-date expenditures for FY23 total \$5,445,569; of which \$5,238,900 was for operating expenses.

Cash: The cash balance at June 30, 2023 was \$1,393,498.

Submitted by:

Sophia Skoda
Sophia Skoda (Jul 27, 2023 12:34 PDT)

Sophia Skoda
Treasurer

Dated: July 24, 2023

Prepared by Houck, Matt Digitally signed by Houck, Matt
Date: 2023.07.24 10:29:04 -07'00' (M. Houck)

Reviewed by Yenny Coburn Digitally signed by Yenny Coburn
DN: cn=Yenny Coburn, o=Accounting, ou=200,
email=yenny.coburn@ebmud.com, c=US
Date: 2023.07.24 11:12:59 -07'00'
Adobe Acrobat version: 2023.003.0044 (Y. Coburn)

Approved by Victoria Jenner
Victoria Jenner (Jul 26, 2023 11:03 PDT) (V. Jenner)

DSRSD/EBMUD RECYCLED WATER AUTHORITY
TREASURER'S REPORT
FOR THE PERIOD ENDED JUNE 30, 2023

	Program Budget @ FY 2023	Expenditures FY 22 and Prior (a)	Expenditures Current Month	Expenditures FY 23 YTD (b)	Expenditures Grand Total (a+b)	DSRSD EXP Grand Total	EBMUD EXP Grand Total
CAPITAL - PROJECT							
Pipeline Reach 1	-	7,560,517	-	-	7,560,517	4,383,920	3,176,597
Pipeline Reach 2	-	4,558,120	-	-	4,558,120	3,882,264	675,856
Pipeline Reach 3	-	2,286,003	-	-	2,286,003	1,719,204	566,799
Pipeline Reach 4	-	1,614,959	-	-	1,614,959	363,685	1,251,274
Pipeline Reach 5	-	1,430,991	-	-	1,430,991	200,195	1,230,796
Pipeline Reach 6	-	6,759,869	-	-	6,759,869	430,784	6,329,085
Treatment Plant	-	15,732,794	-	-	15,732,794	8,948,843	6,783,951
Pump Stations	-	8,563,294	-	-	8,563,294	6,776,648	1,786,646
Water Tanks	-	12,393,483	-	-	12,393,483	7,221,552	5,171,931
Phase 2 Pipeline & Pump Station	-	3,462,938	-	-	3,462,938	-	3,462,938
Backbone Corrosion	-	1,109,004	-	-	1,109,004	122,302	986,702
SCADA	-	341,726	-	-	341,726	194,784	146,942
EBMUD Pipeline Phase 2, 3 & 4	-	602,193	-	-	602,193	-	602,193
Fine Screening	-	927,811	-	-	927,811	528,852	398,959
New/Replacement Capital <50K	208,000	321,987	25,696	25,696	347,683	146,037	201,646
MF/UV Control Programing Update	-	144,366	-	-	144,366	82,289	62,077
Program Planning & Air Relief	-	5,491,623	-	-	5,491,623	2,696,685	2,794,938
Planning Prior Years	-	3,665,330	-	-	3,665,330	1,796,012	1,869,318
Permanent Suppl. Supply	400,000	1,481,442	84,014	105,282	1,586,724	920,300	666,424
PSR-1 VFD Replacement	-	-	-	-	-	-	-
Air Relief Valve Rehabilitation/Replacement	45,000	-	-	-	-	-	-
SFUV and MF Operational Analysis	-	41,552	1,279	3,925	45,477	20,919	24,558
Chlorine Mixer Replacement	42,000	12,622	489	489	13,111	6,031	7,080
SFUV Cable Harness Replacement	68,000	82,672	67,112	67,112	149,784	68,901	80,883
UV Lamp Electrical Connector Replacement	50,000	126,635	-	-	126,635	58,252	68,383
HVAC Replacements	76,000	-	-	-	-	-	-
TIPS VFD Upgrades	63,000	-	-	-	-	-	-
MF Membrane Replace	-	698,833	-	-	698,833	335,440	363,393
LVAMWA Connection	-	-	-	-	-	-	-
6th RWTP Sand Filter	-	255	-	-	255	27	228
DWR IRWM- Prop 84 Rd 3 Drought Project	-	16,432	-	-	16,432	8,216	8,216
PSR1 /Recy. Water Treatment Expansion	35,000	15,524,095	4,165	4,165	15,528,260	9,816,434	5,711,826
Pleasanton Capital Billing/Contingency	-	5,795,139	-	-	5,795,139	-	5,795,139
Capitalized Interest	-	1,960,872	-	-	1,960,872	960,827	1,000,045
Total Capital Impr. Proj. Element	987,000	102,707,557	182,755	206,669	102,914,226	51,689,403	51,224,823

	Program Budget @ FY 2023	Expenditures FY 22 and Prior (a)	Expenditures Current Month	Expenditures FY 23 YTD (b)	Expenditures Grand Total (a+b)	DSRSD EXP Grand Total	EBMUD EXP Grand Total
OPERATING - ITEM							
DERWA Program Manager	245,000	3,942,071	33,190	121,563	4,063,634	2,914,783	1,148,851
Treasurer	100,000	3,009,894	9,812	35,653	3,045,547	2,284,160	761,387
Legal Counsel	75,000	545,997	7,679	21,520	567,517	425,638	141,879
Secretary	20,000	254,014	9,013	18,556	272,570	204,428	68,142
Other	130,000	1,734,329	111,574	237,701	1,972,030	1,479,023	493,007
Operation and Maintenance Detail	4,000,000	27,649,892	1,201,760	3,158,393	30,808,285	23,446,835	7,361,450
Debt Service	1,645,513	28,611,112	1,645,514	1,645,514	30,256,626	16,156,696	14,099,930
Total Operating Program Element	6,215,513	65,747,309	3,018,542	5,238,900	70,986,209	46,911,563	24,074,646

PROJECT TOTALS	7,202,513	168,454,866	3,201,297	5,445,569	173,900,435	98,600,966	75,299,469
-----------------------	------------------	--------------------	------------------	------------------	--------------------	-------------------	-------------------

REVENUES & FUNDING	Current Month	Fiscal Year
Agency Contribution		
DSRSD	-	-
EBMUD	-	-
Pleasanton	-	-
Agency Reimbursements - DSRSD	2,155,623	3,290,066
Agency Reimbursements - EBMUD	1,380,682	2,045,618
Commercial Paper Issued	-	-
Pleasanton payments	232,168	613,536
Interest / Contracts	7,629	23,410
Misc Income	-	-
TOTAL REVENUES & FUNDING	3,776,102	5,972,630

	Current Month	Fiscal Year
CASH AVAILABLE		
Beginning Cash	2,590,455	1,805,280
Beg. Balance Adj (Prior Year Accruals)	-	832,919
Rounding	-	-
Total Revenues & Funding	3,776,102	5,972,630
Total Expenditures	(3,201,297)	(5,445,569)
Add: Y/E AP Accruals	614,583	614,583
Less: Y/E AR Accruals	(2,386,345)	(2,386,345)
Ending Cash	1,393,498	1,393,498

Prepared by Houck, Matt Digitally signed by Houck, Matt
Date: 2023.07.24 10:36:09 -07'00'

Reviewed by Yenny Coburn Digitally signed by Yenny Coburn
Date: 2023.07.24 10:36:09 -07'00'

Approved by Victoria Jenner Digitally signed by Victoria Jenner
Date: 2023.07.24 10:36:09 -07'00'

**DSRSD/EBMUD RECYCLED WATER AUTHORITY
SUMMARY OF EXPENDITURES
FOR THE PERIOD ENDED
June 30, 2023**

Check Date	Check Number	Payee	Category	TOTAL Amount	DSRSD Amount	EBMUD Amount		Operating	Capital
06/07/23	200031735	DUBLIN SAN RAMON SERVICES DIST	Op-Prg Manager-Salary (67/33)	7,038.81	4,716.00	2,322.81	O	7,038.81	0.00
06/07/23	200031735	DUBLIN SAN RAMON SERVICES DIST	Op-Secretary (67/33)	4,204.47	2,816.99	1,387.48	O	4,204.47	0.00
06/07/23	200031735	DUBLIN SAN RAMON SERVICES DIST	Op-Operating (67/33)	254,484.13	170,504.37	83,979.76	O	254,484.13	0.00
06/07/23	200031712	CITY OF PLEASANTON	Op-Other-Refund Water Revenue (N/A)	65,867.75	-	-	O	65,867.75	0.00
06/07/23	200031712	CITY OF PLEASANTON	Op-Other-Refund Water Revenue (N/A)	45,706.63	-	-	O	45,706.63	0.00
06/07/23	200031734	DOWNEY BRAND, LLP	Op-Derwa Legal Counsel (67/33)	3,160.00	2,117.20	1,042.80	O	3,160.00	0.00
06/07/23	200031743	EBMUD	Op- Trea- Cost Acct(67/33)	1,624.56	1,088.46	536.10	O	1,624.56	0.00
06/07/23	200031743	EBMUD	Cap - Prm Suppl Wtr Sup (58/42)	276.39	160.31	116.08	C	0.00	276.39
06/09/23	200031939	DUBLIN SAN RAMON SERVICES DIST	Cap-DSRSD Inv New/Replace <50k (D-portion 42%)	3,530.84	3,530.84	-	C	0.00	3,530.84
06/09/23	200031939	DUBLIN SAN RAMON SERVICES DIST	Cap-DSRSD Inv New/Replace <50k (E-portion 31%)	2,606.09	-	2,606.09	C	0.00	2,606.09
06/09/23	200031939	DUBLIN SAN RAMON SERVICES DIST	Cap-DSRSD Inv New/Replace <50k (Pleasanton27%)	2,269.82	-	-	C	0.00	2,269.82
06/09/23	200031939	DUBLIN SAN RAMON SERVICES DIST	Cap-DSRSD Inv New/Replace <50k (D-portion 42%)	4,697.72	4,697.72	-	C	0.00	4,697.72
06/09/23	200031939	DUBLIN SAN RAMON SERVICES DIST	Cap-DSRSD Inv New/Replace <50k (E-portion 31%)	3,467.37	-	3,467.37	C	0.00	3,467.37
06/09/23	200031939	DUBLIN SAN RAMON SERVICES DIST	Cap-DSRSD Inv New/Replace <50k (Pleasanton27%)	3,019.97	-	-	C	0.00	3,019.97
06/09/23	200031939	DUBLIN SAN RAMON SERVICES DIST	Cap-DSRSD Inv SFUV & MF (D-portion 46%)	588.52	588.52	-	C	0.00	588.52
06/09/23	200031939	DUBLIN SAN RAMON SERVICES DIST	Cap-DSRSD Inv SFUV & MF (E-portion 27%)	345.44	-	345.44	C	0.00	345.44
06/09/23	200031939	DUBLIN SAN RAMON SERVICES DIST	Cap-DSRSD Inv SFUV & MF (Pleasanton27%)	345.44	-	-	C	0.00	345.44
06/09/23	200031939	DUBLIN SAN RAMON SERVICES DIST	Cap-DSRSD Inv SFUV Cable Harness (D-portion 46%)	22,729.27	22,729.27	-	C	0.00	22,729.27
06/09/23	200031939	DUBLIN SAN RAMON SERVICES DIST	Cap-DSRSD Inv SFUV Cable Harness (E-portion 27%)	13,341.10	-	13,341.10	C	0.00	13,341.10
06/09/23	200031939	DUBLIN SAN RAMON SERVICES DIST	Cap-DSRSD Inv SFUV Cable Harness (Pleasanton27%)	13,341.10	-	-	C	0.00	13,341.10
06/09/23	200031939	DUBLIN SAN RAMON SERVICES DIST	Cap-DSRSD Inv New/Replace <50k (D-portion 42%)	2,029.38	2,029.38	-	C	0.00	2,029.38
06/09/23	200031939	DUBLIN SAN RAMON SERVICES DIST	Cap-DSRSD Inv New/Replace <50k (E-portion 31%)	1,497.87	-	1,497.87	C	0.00	1,497.87
06/09/23	200031939	DUBLIN SAN RAMON SERVICES DIST	Cap-DSRSD Inv New/Replace <50k (Pleasanton27%)	1,304.60	-	-	C	0.00	1,304.60
06/07/23	200031743	EBMUD	Op- Trea- Cost Acct(67/33)	1,114.01	746.39	367.62	O	1,114.01	0.00
06/07/23	200031743	EBMUD	Op- Trea- Salary(67/33)	2,612.22	1,750.19	862.03	O	2,612.22	0.00
06/14/23	200032141	DUBLIN SAN RAMON SERVICES DIST	Cap-DSRSD Inv RWTP (D-portion 46%)	244.84	244.84	-	C	0.00	244.84
06/14/23	200032141	DUBLIN SAN RAMON SERVICES DIST	Cap-DSRSD Inv RWTP (E-portion 27%)	143.70	-	143.70	C	0.00	143.70
06/14/23	200032141	DUBLIN SAN RAMON SERVICES DIST	Cap-DSRSD Inv RWTP (Pleasanton27%)	143.70	-	-	C	0.00	143.70
06/14/23	200032141	DUBLIN SAN RAMON SERVICES DIST	Cap-DSRSD Chlorine Mixer Replacement (D-portion 46%)	224.90	224.90	-	C	0.00	224.90
06/14/23	200032141	DUBLIN SAN RAMON SERVICES DIST	Cap-DSRSD Chlorine Mixer Replacement (E-portion 27%)	132.01	-	132.01	C	0.00	132.01
06/14/23	200032141	DUBLIN SAN RAMON SERVICES DIST	Cap-DSRSD Chlorine Mixer Replacement (Pleasanton27%)	132.01	-	-	C	0.00	132.01
06/23/23	200032617	BARRETT BUSINESS SERVICES INC	Op-Prg Manager-Staff (67/33)	396.01	265.33	130.68	O	396.01	0.00
06/23/23	200032638	DUBLIN SAN RAMON SERVICES DIST	Cap-DSRSD Inv RWTP (D-portion 46%)	875.50	875.50	-	C	0.00	875.50
06/23/23	200032638	DUBLIN SAN RAMON SERVICES DIST	Cap-DSRSD Inv RWTP (E-portion 27%)	513.88	-	513.88	C	0.00	513.88
06/23/23	200032638	DUBLIN SAN RAMON SERVICES DIST	Cap-DSRSD Inv RWTP (Pleasanton27%)	513.88	-	-	C	0.00	513.88
06/23/23	200032638	DUBLIN SAN RAMON SERVICES DIST	Cap - Prm Suppl Wtr Sup (58/42)	1,124.26	652.07	472.19	C	0.00	1,124.26
06/23/23	200032638	DUBLIN SAN RAMON SERVICES DIST	Cap-DSRSD Inv SFUV Cable Harness (D-portion 46%)	8,142.44	8,142.44	-	C	0.00	8,142.44
06/23/23	200032638	DUBLIN SAN RAMON SERVICES DIST	Cap-DSRSD Inv SFUV Cable Harness (E-portion 27%)	4,779.25	-	4,779.25	C	0.00	4,779.25
06/23/23	200032638	DUBLIN SAN RAMON SERVICES DIST	Cap-DSRSD Inv SFUV Cable Harness (Pleasanton27%)	4,779.25	-	-	C	0.00	4,779.25
06/23/23	200032638	DUBLIN SAN RAMON SERVICES DIST	Cap-DSRSD Inv New/Replace <50k (D-portion 42%)	534.55	534.55	-	C	0.00	534.55
06/23/23	200032638	DUBLIN SAN RAMON SERVICES DIST	Cap-DSRSD Inv New/Replace <50k (E-portion 31%)	394.56	-	394.56	C	0.00	394.56
06/23/23	200032638	DUBLIN SAN RAMON SERVICES DIST	Cap-DSRSD Inv New/Replace <50k (Pleasanton27%)	343.65	-	-	C	0.00	343.65
06/23/23	200032637	DOWNEY BRAND, LLP	Op-Derwa Legal Counsel (67/33)	800.00	536.00	264.00	O	800.00	0.00
06/23/23	JV1504	CWSRF (Accounting Office) Loan Payment	Op- Princ (49.23%/50.77%)	587,606.05	289,278.46	298,327.59	O	587,606.05	0.00
06/23/23	JV1504	CWSRF (Accounting Office) Loan Payment	Op- Interest (49.23 / 50.77)	61,001.08	30,030.83	30,970.25	O	61,001.08	0.00
06/23/23	JV1503	SWRCB (Accounting Office) Loan Payment	Op- Princ (49.23%/50.77%)	925,727.10	455,735.45	469,991.65	O	925,727.10	0.00
06/23/23	JV1503	SWRCB (Accounting Office) Loan Payment	Op- Interest (49.23 / 50.77)	71,179.73	35,041.78	36,137.95	O	71,179.73	0.00
06/28/23	200032837	DUBLIN SAN RAMON SERVICES DIST	Cap-DSRSD Inv RWTP (D-portion 46%)	795.70	795.70	-	C	0.00	795.70
06/28/23	200032837	DUBLIN SAN RAMON SERVICES DIST	Cap-DSRSD Inv RWTP (E-portion 27%)	467.04	-	467.04	C	0.00	467.04
06/28/23	200032837	DUBLIN SAN RAMON SERVICES DIST	Cap-DSRSD Inv RWTP (Pleasanton27%)	467.04	-	-	C	0.00	467.04
06/28/23	200032797	BARRETT BUSINESS SERVICES INC	Op-Prg Manager-Staff (67/33)	396.01	265.33	130.68	O	396.01	0.00
06/28/23	200032802	BROWN & CALDWELL	Cap - Prm Suppl Wtr Sup (58/42)	31,680.05	18,374.43	13,305.62	C	0.00	31,680.05
06/28/23	200032837	DUBLIN SAN RAMON SERVICES DIST	Op-Prg Manager-Salary (67/33)	5,149.44	3,450.12	1,699.32	O	5,149.44	0.00
06/28/23	200032837	DUBLIN SAN RAMON SERVICES DIST	Op-Secretary (67/33)	1,573.33	1,054.13	519.20	O	1,573.33	0.00
06/28/23	200032837	DUBLIN SAN RAMON SERVICES DIST	Op-Operating (67/33)	172,230.31	115,394.31	56,836.00	O	172,230.31	0.00

Check Date	Check Number	Payee	Category	TOTAL Amount	DSRSD Amount	EBMUD Amount		Operating	Capital
06/28/23	200032837	DUBLIN SAN RAMON SERVICES DIST	Op-Prg Manager-Salary (67/33)	16,278.96	10,906.90	5,372.06	○	16,278.96	0.00
06/28/23	200032837	DUBLIN SAN RAMON SERVICES DIST	Op-Secretary (67/33)	2,252.43	1,509.13	743.30	○	2,252.43	0.00
06/28/23	200032837	DUBLIN SAN RAMON SERVICES DIST	Op-Operating (67/33)	172,168.38	115,352.81	56,815.57	○	172,168.38	0.00
06/28/23	200032797	BARRETT BUSINESS SERVICES INC	Op-Prg Manager-Staff (67/33)	198.00	132.66	65.34	○	198.00	0.00
06/28/23	200032802	BROWN & CALDWELL	Cap - Prm Suppl Wtr Sup (58/42)	50,933.22	29,541.27	21,391.95	C	0.00	50,933.22
06/28/23	200032797	BARRETT BUSINESS SERVICES INC	Op-Prg Manager-Staff (67/33)	858.01	574.87	283.14	○	858.01	0.00
06/28/23	200032797	BARRETT BUSINESS SERVICES INC	Op-Prg Manager-Staff (67/33)	330.00	221.10	108.90	○	330.00	0.00
07/07/23	200033234	BARRETT BUSINESS SERVICES INC	Op-Prg Manager-Staff (67/33)	297.00	198.99	98.01	○	297.00	0.00
07/07/23	200033289	EBMUD	Op- Trea- Cost Acct(67/33)	2,258.15	1,512.96	745.19	○	2,258.15	0.00
07/07/23	200033289	EBMUD	Op- Trea- Salary(67/33)	2,202.66	1,475.78	726.88	○	2,202.66	0.00
07/12/23	200033503	BARRETT BUSINESS SERVICES INC	Op-Prg Manager-Staff (67/33)	462.01	309.55	152.46	○	462.01	0.00
07/12/23	200033503	BARRETT BUSINESS SERVICES INC	Op-Prg Manager-Staff (67/33)	561.01	375.88	185.13	○	561.01	0.00
6/30 Accrual	Accrual	DUBLIN SAN RAMON SERVICES DIST	Op-Prg Manager-Salary (67/33)	982.67	658.39	324.28	○	982.67	0.00
6/30 Accrual	Accrual	DUBLIN SAN RAMON SERVICES DIST	Op-Secretary (67/33)	894.98	599.64	295.34	○	894.98	0.00
6/30 Accrual	Accrual	DUBLIN SAN RAMON SERVICES DIST	Op-Operating (67/33)	281,875.99	188,856.91	93,019.08	○	281,875.99	0.00
6/30 Accrual	Accrual	BARRETT BUSINESS SERVICES INC	Op-Prg Manager-Staff (67/33)	330.00	221.10	108.90	○	330.00	0.00
6/30 Accrual	Accrual	DOWNEY BRAND, LLP	Op-Derwa Legal Counsel (67/33)	3,718.62	2,491.48	1,227.14	○	3,718.62	0.00
6/30 Accrual	Accrual	DUBLIN SAN RAMON SERVICES DIST	Op-Operating (67/33)	321,000.00	215,070.00	105,930.00	○	321,000.00	0.00
				-	-	-		0.00	0.00
				-	-	-		0.00	0.00
				3,201,296.86	1,748,381.23	1,314,680.79		3,018,540.51	182,756.35
Certificates of Disb.									
Wk Ending Amount									
2023/06/07	\$	386,088.97			Pleasanton-	138,234.84			
2023/06/09	\$	75,114.53						0.00 Reconciled	
2023/06/14	\$	1,021.16						0.00 Reconciled	
2023/06/23	\$	23,197.23						0.00 Reconciled	
2023/06/23	\$	1,645,513.96			OP	3,018,540.51		0.00 Reconciled	
2023/06/28	\$	455,777.92			CAP	182,756.35			
2023/07/07	\$	4,757.81							
2023/07/12	\$	1,023.02							
6/30 Accrual	\$	608,802.26							
\$ 3,201,296.86									

Prepared by

Houck, Matt

Matt Houck

Date

Digitally signed by Houck, Matt

Date: 2023.07.24 10:37:15 -07'00'

Reviewed by

Yenny Coburn

Yenny Coburn

Date

Digitally signed by Yenny Coburn

DN: cn=Yenny Coburn, o=Accounting, ou=220, email=yenny.coburn@ebmud.com, c=US

Date: 2023.07.24 11:10:05 -07'00'

Adobe Acrobat version: 2023.003.20244

Approved by

Victoria Jenner

Victoria Jenner (Jul 26, 2023 11:03 PDT)

Victoria Jenner - WOC

Date

DERWA CASH REPORT

Cash Balance as of

05/31/23

2,590,454.96 *Reconciled to DERWA TR*

Add member agency's contribution:

Agency Reimbursements - DSRSD		346,780.97
Agency Reimbursements - EBMUD		1,009,086.96
City of Pleasanton Payments		33,888.84
Interest Income - <i>Accrued</i>		7,628.62
Other Reimbursements- Misc		0.00
Agency Reimb - DSRSD (A/R)	Accrual	1,808,842.36
Agency Reimb - EBMUD (A/R)	Accrual	371,595.27
City of Pleasanton Payments (A/R)	Accrual	198,278.82

Less invoice payments:

DUBLIN SAN RAMON SERVICES DIST	6/7/2023	(265,727.41)
CITY OF PLEASANTON	6/7/2023	(65,867.75)
CITY OF PLEASANTON	6/7/2023	(45,706.63)
DOWNEY BRAND, LLP	6/7/2023	(3,160.00)
EBMUD	6/7/2023	(1,900.95)
EBMUD	6/7/2023	(3,726.23)
DUBLIN SAN RAMON SERVICES DIST	6/9/2023	(8,406.75)
DUBLIN SAN RAMON SERVICES DIST	6/9/2023	(11,185.06)
DUBLIN SAN RAMON SERVICES DIST	6/9/2023	(1,279.40)
DUBLIN SAN RAMON SERVICES DIST	6/9/2023	(49,411.47)
DUBLIN SAN RAMON SERVICES DIST	6/9/2023	(4,831.85)
DUBLIN SAN RAMON SERVICES DIST	6/14/2023	(532.24)
DUBLIN SAN RAMON SERVICES DIST	6/14/2023	(488.92)
BARRETT BUSINESS SERVICES INC	6/23/2023	(396.01)
DUBLIN SAN RAMON SERVICES DIST	6/23/2023	(1,903.26)
DUBLIN SAN RAMON SERVICES DIST	6/23/2023	(1,124.26)
DUBLIN SAN RAMON SERVICES DIST	6/23/2023	(17,700.94)
DUBLIN SAN RAMON SERVICES DIST	6/23/2023	(1,272.76)
DOWNEY BRAND, LLP	6/23/2023	(800.00)
STATE WATER RESOURCE CONTROL BOARD	6/23/2023	(996,906.83)
STATE WATER RESOURCE CONTROL BOARD	6/23/2023	(648,607.13)
DUBLIN SAN RAMON SERVICES DIST	6/28/2023	(1,729.78)
BARRETT BUSINESS SERVICES INC	6/28/2023	(396.01)
BROWN & CALDWELL	6/28/2023	(31,680.05)
DUBLIN SAN RAMON SERVICES DIST	6/28/2023	(178,953.08)
DUBLIN SAN RAMON SERVICES DIST	6/28/2023	(190,699.77)
BARRETT BUSINESS SERVICES INC	6/28/2023	(198.00)
BROWN & CALDWELL	6/28/2023	(50,933.22)
BARRETT BUSINESS SERVICES INC	6/28/2023	(858.01)

BARRETT BUSINESS SERVICES INC	6/28/2023	(330.00)
BARRETT BUSINESS SERVICES INC	7/7/2023	(297.00)
EBMUD	7/7/2023	(4,460.81)
BARRETT BUSINESS SERVICES INC	7/12/2023	(462.01)
BARRETT BUSINESS SERVICES INC	7/12/2023	(561.01)

FY23 Accrual	Accrual	(608,802.26)
--------------	---------	--------------

Cash Balance as of	06/30/23	3,165,259.94
	Add: Y/E AP Accruals	614,583.09
	Less: Y/E AR Accruals	(2,386,345.07)
	Rounding	0.04
Cash Balance	06/30/23	1,393,498.00

Prepared by

Houck, Matt

Digitally signed by Houck, Matt
Date: 2023.07.24 10:37:52 -07'00'

Matt Houck

Date

Reviewed by

Yenny Coburn

Digitally signed by Yenny Coburn
DN: cn=Yenny Coburn, ou=Accounting, ou=220,
email=yenny.coburn@ebmud.com, c=US
Date: 2023.07.24 11:10:08 -07'00'
Adobe Acrobat version: 2023.003.20244

Yenny Coburn

Date

Approved by

Victoria Jenner

Victoria Jenner (Jul 26, 2023 11:03 PDT)

Victoria Jenner - WOC

Date

**DSRSD/EBMUD RECYCLED WATER AUTHORITY
TREASURER'S REPORT FOR JULY 31, 2023**

STAFF REPORT

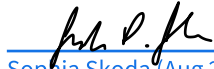
Attached is the DERWA Treasurer's Report for the month ending July 31, 2023. A summary of transactions and recommendation follows.

Revenues/Funding: During the month, \$2,249,110 in agency reimbursements and \$7,989 in interest were received. Fiscal year-to-date revenue for FY24 totaled (\$129,246); accrual reversals totaled (\$2,386,345). No other miscellaneous payments were received this month.

Expenses: Current month disbursements were \$290,227. Fiscal year-to-date expenditures for FY24 total (\$324,356); of which (\$324,356) was for operating expenses. Accrual reversals totaled (\$614,583). Expenditures do not reflect all staff and consultant costs incurred but not yet billed to DERWA in FY24.

Cash: The cash balance at July 31, 2023 was \$3,360,370.

Submitted by:



Sophia Skoda (Aug 25, 2023 08:16 PDT)

Sophia Skoda
Treasurer

Dated: August 24, 2023

DSRSD/EBMUD RECYCLED WATER AUTHORITY
TREASURER'S REPORT
FOR THE PERIOD ENDED JULY 31, 2023

CAPITAL - PROJECT	Program Budget @ FY 2024	Expenditures FY 23 and Prior (a)	Expenditures Current Month	Expenditures FY 24 YTD (b)	Expenditures Grand Total (a+b)	DSRSD EXP Grand Total	EBMUD EXP Grand Total
Pipeline Reach 1	-	7,560,517	-	-	7,560,517	4,383,920	3,176,597
Pipeline Reach 2	-	4,558,120	-	-	4,558,120	3,882,264	675,856
Pipeline Reach 3	-	2,286,003	-	-	2,286,003	1,719,204	566,799
Pipeline Reach 4	-	1,614,959	-	-	1,614,959	363,685	1,251,274
Pipeline Reach 5	-	1,430,991	-	-	1,430,991	200,195	1,230,796
Pipeline Reach 6	-	6,759,869	-	-	6,759,869	430,784	6,329,085
Treatment Plant	-	15,732,794	-	-	15,732,794	8,948,843	6,783,951
Pump Stations	-	8,563,294	-	-	8,563,294	6,776,648	1,786,646
Water Tanks	-	12,393,483	-	-	12,393,483	7,221,552	5,171,931
Phase 2 Pipeline & Pump Station	-	3,462,938	-	-	3,462,938	-	3,462,938
Backbone Corrosion	-	1,109,004	-	-	1,109,004	122,302	986,702
SCADA	-	341,726	-	-	341,726	194,784	146,942
EBMUD Pipeline Phase 2, 3 & 4	-	602,193	-	-	602,193	-	602,193
Fine Screening	-	927,811	-	-	927,811	528,852	398,959
New/Replacement Capital <50K	200,000	347,683	-	-	347,683	146,037	201,646
MF/UV Control Programing Update	-	144,366	-	-	144,366	82,289	62,077
Program Planning & Air Relief	-	5,491,623	-	-	5,491,623	2,696,685	2,794,938
Planning Prior Years	-	3,665,330	-	-	3,665,330	1,796,012	1,869,318
Permanent Suppl. Supply	435,000	1,586,724	-	-	1,586,724	920,300	666,424
PSR-1 VFD Replacement	-	-	-	-	-	-	-
Air Relief Valve Rehabilitation/Replacement	135,000	-	-	-	-	-	-
SFUV and MF Operational Analysis	-	45,477	-	-	45,477	20,919	24,558
Chlorine Mixer Replacement	-	13,111	-	-	13,111	6,031	7,080
SFUV Cable Harness Replacement	23,000	149,784	-	-	149,784	68,901	80,883
UV Lamp Electrical Connector Replacement	17,000	126,635	-	-	126,635	58,252	68,383
HVAC Replacements	-	-	-	-	-	-	-
TIPS VFD Upgrades	150,000	-	-	-	-	-	-
Backwash Analysis	200,000	-	-	-	-	-	-
Gate Replacements	150,000	-	-	-	-	-	-
Pine Valley Transmission Cathodic Protection	230,000	-	-	-	-	-	-
Decommission Microfiltration Facility	50,000	-	-	-	-	-	-
MF Membrane Replace	-	698,833	-	-	698,833	335,440	363,393
LVAMWA Connection	-	-	-	-	-	-	-
6th RWTP Sand Filter	-	255	-	-	255	27	228
DWR IRWM- Prop 84 Rd 3 Drought Project	-	16,432	-	-	16,432	8,216	8,216
PSR1 /Recy. Water Treatment Expansion	-	15,528,260	-	-	15,528,260	9,816,434	5,711,826
Pleasanton Capital Billing/Contingency	-	5,795,139	-	-	5,795,139	-	5,795,139
Capitalized Interest	-	1,960,872	-	-	1,960,872	960,827	1,000,045
Total Capital Impr. Proj. Element	1,590,000	102,914,226	-	-	102,914,226	51,689,403	51,224,823

OPERATING - ITEM	Program Budget @ FY 2024	Expenditures FY 23 and Prior (a)	Expenditures Current Month	Expenditures FY 24 YTD (b)	Expenditures Grand Total (a+b)	DSRSD EXP Grand Total	EBMUD EXP Grand Total
DERWA Program Manager	245,000	4,063,634	2,907	363	4,063,997	2,915,055	1,148,942
Treasurer	101,000	3,045,547	4,461	-	3,045,547	2,284,160	761,387
Legal Counsel	25,000	567,517	-	(3,719)	563,798	422,849	140,949
Secretary	18,000	272,570	983	-	272,570	204,428	68,142
Other	135,000	1,972,030	-	-	1,972,030	1,479,023	493,007
Operation and Maintenance Detail	5,725,000	30,808,285	281,876	(321,000)	30,487,285	23,206,085	7,281,200
Debt Service	1,645,513	30,256,626	-	-	30,256,626	16,156,696	14,099,930
Total Operating Program Element	7,894,513	70,986,209	290,227	(324,356)	70,661,853	46,668,296	23,993,557

PROJECT TOTALS	9,484,513	173,900,435	290,227	(324,356)	173,576,079	98,357,699	75,218,380
-----------------------	------------------	--------------------	----------------	------------------	--------------------	-------------------	-------------------

ADJ: FY2023 Y/E Accruals				(614,583)			
---------------------------------	--	--	--	------------------	--	--	--

PROJECT TOTALS - Accrued	9,484,513	173,900,435	(324,356)	(324,356)	173,576,079	98,357,699	75,218,380
---------------------------------	------------------	--------------------	------------------	------------------	--------------------	-------------------	-------------------

REVENUES & FUNDING	Current Month	Fiscal Year
Agency Contribution	-	-
DSRSD	-	-
EBMUD	-	-
Pleasanton	-	-
Agency Reimbursements - DSRSD	1,804,969	(3,873)
Agency Reimbursements - EBMUD	369,688	(1,908)
Commercial Paper Issued	-	-
Pleasanton payments	74,453	(123,826)
Interest / Contracts	7,989	361
Misc Income	-	-
TOTAL REVENUES & FUNDING	2,257,099	(129,246)
ADJ: FY2023 Y/E Accruals	(2,386,345)	
TOTAL REVENUES & FUNDING - Accrued	(129,246)	(129,246)

CASH AVAILABLE	Current Month	Fiscal Year
Beginning Cash	1,393,498	1,393,498
Beg. Balance Adj (Prior Year Accruals)	-	1,771,762
Rounding	-	-
Total Revenues & Funding	2,257,099	(129,246)
Total Expenditures	(290,227)	324,356
Ending Cash	3,360,370	3,360,370

Prepared by Matt Houck
Matt Houck (Aug 24, 2023 12:14 PDT)
 Matt Houck

Reviewed by Yenny Coburn
Yenny Coburn (Aug 24, 2023 13:09 PDT)
 Yenny Coburn

Approved by Robert Hannay
 Robert Hannay

Aug 24, 2023
 Date

Aug 24, 2023
 Date

Aug 24, 2023
 Date

DSRSD/EBMUD RECYCLED WATER AUTHORITY
SUMMARY OF EXPENDITURES
FOR THE PERIOD ENDED
July 31, 2023

Check Date	Check Number	Payee	Category	TOTAL Amount	DSRSD Amount	EBMUD Amount	Operating	Capital
07/07/23	200033234	BARRETT BUSINESS SERVICES INC	Op-Prg Manager-Staff (67/33)	297.00	198.99	98.01	297.00	0.00
07/07/23	200033289	EBMUD	Op- Trea- Cost Acct(67/33)	2,258.15	1,512.96	745.19	2,258.15	0.00
07/07/23	200033289	EBMUD	Op- Trea- Salary(67/33)	2,202.66	1,475.78	726.88	2,202.66	0.00
07/12/23	200033503	BARRETT BUSINESS SERVICES INC	Op-Prg Manager-Staff (67/33)	462.01	309.55	152.46	462.01	0.00
07/12/23	200033503	BARRETT BUSINESS SERVICES INC	Op-Prg Manager-Staff (67/33)	561.01	375.88	185.13	561.01	0.00
07/14/23	200033681	DUBLIN SAN RAMON SERVICES DIST	Op-Prg Manager-Salary (67/33)	894.98	599.64	295.34	894.98	0.00
07/14/23	200033681	DUBLIN SAN RAMON SERVICES DIST	Op-Secretary (67/33)	982.67	658.39	324.28	982.67	0.00
07/14/23	200033681	DUBLIN SAN RAMON SERVICES DIST	Op-Operating (67/33)	281,875.99	188,856.91	93,019.08	281,875.99	0.00
07/19/23	200033881	BARRETT BUSINESS SERVICES INC	Op-Prg Manager-Staff (67/33)	330.00	221.10	108.90	330.00	0.00
07/26/23	200034271	BARRETT BUSINESS SERVICES INC	Op-Prg Manager-Staff (67/33)	363.01	243.22	119.79	363.01	0.00
				290,227.48	194,452.42	95,775.06	290,227.48	0.00
Certificates of Disb.								
Wk Ending	Amount							
2023/07/07	\$ 4,757.81	Pleasanton-						
2023/07/12	\$ 1,023.02	0.00 Reconciled						
2023/07/14	\$ 283,753.64	0.00 Reconciled						
2023/07/19	\$ 330.00	0.00 Reconciled						
2023/07/26	\$ 363.01	0.00 Reconciled						
	\$ 290,227.48	OP CAP 290,227.48 -						

DERWA CASH REPORT

Cash Balance as of 06/30/23 1,393,497.96 Reconciled to DERWA TR

Add member agency's contribution:

Agency Reimbursements - DSRSD	1,804,969.20
Agency Reimbursements - EBMUD	369,687.60
City of Pleasanton Payments	74,452.95
Interest Income	7,989.38
Other Reimbursements- Misc	0.00

Less invoice payments:

BARRETT BUSINESS SERVICES INC	7/7/2023	(297.00)
EBMUD	7/7/2023	(4,460.81)
BARRETT BUSINESS SERVICES INC	7/12/2023	(462.01)
BARRETT BUSINESS SERVICES INC	7/12/2023	(561.01)
DUBLIN SAN RAMON SERVICES DIST	7/14/2023	(283,753.64)
BARRETT BUSINESS SERVICES INC	7/19/2023	(330.00)
BARRETT BUSINESS SERVICES INC	7/26/2023	(363.01)

Cash Balance as of	07/31/23	<u>3,360,369.61</u>
	Rounding	0.39
Cash Balance	07/31/23	<u>3,360,370.00</u>

Item 6.C

DERWA Summary & Recommendation

Approve Quarterly Investment Reports for March 31, and June 30, 2023

Summary:

Section 53646 of the Government Code allows the Treasurer of the Authority to submit to the Authority Manager, the Internal Auditor, and the Board of Directors a quarterly investment report. It also stipulates that the investment report must include the types of investments in which the Authority has invested its funds, the issuer, date of maturity, the value of the investment at maturity, and the dollar amount that is invested in the security.

The investments held by the Authority in the State of California Local Agency Investment Fund on March 31 were \$1,010,622 and on June 30 were \$1,017,500. The investment portfolio is in full compliance with the Board's adopted policy regarding the Authority's investments.

In compliance with Section 53646(b)3 of the Government Code, this report denotes that the Authority will be able to meet expenditure requirements for the next six months from revenues/reimbursements/contributions from member agencies.

Recommendation:

The Interim Treasurer recommends the DERWA Board of Directors approve, by Motion, the Quarterly Investment Reports for March 31, and June 30, 2023.

September 25, 2023

Item 6.D

DERWA Summary & Recommendation

Authorize Purchase and Replacement of Sand Filter Cascade Rings

Summary:

In August 2023, DSRSD staff notified the Authority Manager that the cascade rings in five of the six sand filters are beginning to fail. The sand filters remove small suspended solid particles in the water. The cascade rings are an integral component of the filters that allow for continuous cleaning of the sand. The typical life span for cascade rings is 10 to 12 years and the cascade rings are starting to show signs of failure at 8 to 9 years. The cascade rings in the older five sand filters are made out of plastic material and, when they fail, the broken plastic pieces become lodged in the filters and impact performance.

DERWA's sixth filter was installed in 2017 and has stainless steel cascade rings. DSRSD is planning to replace the older cascade rings in the five sand filters with stainless steel cascade rings, which should be more durable and have a longer useful life.



Photo: Broken cascade ring (left), sand filter wash zone assembly (right)

The total estimated cost of materials and labor is estimated to be \$125,000. The adopted Fiscal Year 2023-2024 Operating Budget has sufficient funds to cover the unanticipated expense to purchase and replace the sand filter cascade rings. DSRSD plans to complete the work primarily during the non-irrigation season to avoid any impacts to recycled water production. The work is anticipated to be completed by the end of Fiscal Year 2023-2024.

Recommendation:

The Authority Manager recommends the DERWA Board of Directors authorize, by Motion, the purchase and replacement of sand filter cascade rings at a cost of approximately \$125,000 to be funded out of the adopted Fiscal Year 2023-2024 Operating Budget.

September 25, 2023

Item 7.A

DERWA Summary & Recommendation

Approve Resolution No. 23-3 Appointing the DERWA Treasurer

Summary:

Section 4.r. of the DERWA JPA Agreement contemplates the DERWA Treasurer would be the Finance Director of one of the Member Agencies, performing the functions of Treasurer of that Member Agency, as appointed, and designated by the DERWA Board of Directors. Richard Lou, a Principal Management Analyst with EBMUD, was appointed and served as DERWA's Treasurer since February 24, 2004. Mr. Lou advised the DERWA Authority Manager that he would be retiring from EBMUD and stepped down from his role as the DERWA Treasurer, effective July 21, 2023. Sophia Skoda, EBMUD's Director of Finance, agreed to serve as the interim DERWA Treasurer until the DERWA Board appoints a new Treasurer.

DERWA's Authority Manager recommends the DERWA Board of Directors appoint Jacqueline Lee as the new DERWA Treasurer. Ms. Lee joined EBMUD in November 2022 as Debt Administrator and manages a debt portfolio of \$3 billion. Ms. Lee is a seasoned financial professional with 18 years of experience in California public finance. She has served as an issuer, investment banker, and municipal advisor. Her expertise includes issuance and administration of a wide variety of credits and structures. As such, Ms. Lee would be ably suited to perform the duties and functions of DERWA Treasurer if so appointed.

Recommendation:

The Authority Manager recommends the DERWA Board of Directors approve Resolution No. 23-3, appointing Jacqueline Lee as the DERWA Treasurer, effective September 25, 2023.

September 25, 2023

Attachment:

1. Resolution No. 23-3

DERWA
RESOLUTION NO. 23-3

RESOLUTION OF THE BOARD OF DIRECTORS OF THE DSRSD•EBMUD RECYCLED WATER
AUTHORITY APPOINTING THE DERWA TREASURER

WHEREAS, by a joint powers authority agreement (“JPA Agreement”), the Dublin San Ramon Services District (“DSRSD”) and East Bay Municipal Utility District (“EBMUD”) (together, the “Member Agencies”) formed the DSRSD•EBMUD Recycled Water Authority (“DERWA”) in 1995 to implement a joint regional recycled water program; and

WHEREAS, Section 4.r. of the JPA Agreement defines the “Treasurer” as the Finance Director of one of the Member Agencies, performing the function of treasurer of said Member Agency, as appointed and designated by the DERWA Board of Directors; and

WHEREAS, notwithstanding the definition in Section 4.r. of the JPA Agreement, the DERWA Board of Directors adopted Resolution No. 04-1 appointing Richard Lou, a Principal Management Analyst with EBMUD, as the DERWA Treasurer effective February 24, 2004; and

WHEREAS, Richard Lou served as the DERWA Treasurer for almost twenty years and has recently retired from EBMUD, and therefore resigned his duties as DERWA Treasurer; and

WHEREAS, in the interim Sophia Skoda, EBMUD’s Director of Finance has filled the role of the DERWA Treasurer until the DERWA Board of Directors appoint a new Treasurer; and

WHEREAS, the Authority Manager recommends the DERWA Board of Directors appoint Jacqueline Lee as the new DERWA Treasurer. Ms. Lee joined EBMUD in November 2022 as Debt Administrator and manages a debt portfolio of \$3 billion; and

WHEREAS, Ms. Lee is a seasoned financial professional with 18 years of experience in California public finance and is professionally qualified to assume the duties and functions of the DERWA Treasurer.

NOW, THEREFORE, BE IT RESOLVED by the Board of Directors of DERWA, a Joint Powers Authority, located in the Counties of Alameda and Contra Costa, California, that effective September 25, 2023, Jacqueline Lee is hereby appointed as the DERWA Treasurer to serve at the pleasure of the DERWA Board, and in that capacity, shall carry out all the duties and functions specified for that position in the JPA Agreement and shall represent equally the interests of each DERWA Member Agency, to serve until such appointment is rescinded by the DERWA Board of Directors.

ADOPTED by the Board of Directors of the DSRSD•EBMUD Recycled Water Authority, a public agency located in the counties of Alameda and Contra Costa, California, at its Regular Meeting held on the 25th day of September 2023, and passed by the following vote:

AYES:

NOES:

ABSENT:

John A. Coleman, DERWA Chair

ATTEST: _____
Nicole M. Genzale, Authority Secretary

Item 7.B

DERWA Summary & Recommendation

Approve Proclamation for Richard Lou's Service to DERWA as Treasurer

Summary:

In March 2023, Richard Lou advised the Dublin San Ramon Services District-East Bay Municipal Utility District Recycled Water Authority (DERWA) Authority Manager that he would be retiring from East Bay Municipal Utility District and stepping down from his role as the DERWA Treasurer effective July 21, 2023.

The DERWA Board of Directors adopted Resolution No. 04-1 on February 23, 2004, appointing Mr. Lou as the DERWA Treasurer effective February 24, 2004. Mr. Lou has served as the Treasurer for almost twenty years and has contributed greatly to the financial stability and success of DERWA.

Recommendation:

The Authority Manager recommends the DERWA Board of Directors approve, by Motion, the Proclamation of Appreciation for Service to DERWA by Richard Lou.

September 25, 2023

Attachment:

1. Proclamation

DERWA
PROCLAMATION FOR SERVICE

WHEREAS, the Dublin San Ramon Services District•East Bay Municipal Utility District Recycled Water Authority (DERWA) was formed by its Member Agencies to implement a recycled water program from a public policy perspective that benefits portions of the San Ramon and Livermore-Amador Valleys; and

WHEREAS, the Members of the DERWA Board of Directors have diligently worked to achieve the mission of providing a cost-effective, dependable, and consistent supply of recycled water to the communities served by Dublin San Ramon Services District and East Bay Municipal Utility District; and

WHEREAS, Richard Lou began his service to DERWA on February 24, 2004, when the DERWA Board of Directors appointed him as the Treasurer, and remained a responsible steward contributing greatly to the financial support of DERWA for nearly twenty years until July 2023, before his retirement from East Bay Municipal Utility District; and

WHEREAS, Richard Lou collaborated to establish and maintain a Capital Reserve Account to ensure that there was sufficient funding for operation and maintenance in accordance with the State Water Resources Control Board requirements under the Water Recycling Construction Program for funding loans; and

WHEREAS, Richard Lou was instrumental in helping to secure the extensions of the Letter of Credit and Reimbursement Agreement for repayment of a portion of the 2003 financing related to the San Ramon Valley Recycled Water Program, a project designed to provide recycled water service to irrigation customers of the Member Agencies; and

WHEREAS, Richard Lou played a key role in securing local share cash contributions for the Pump Station R200A/Pipeline IH Project and EBMUD Phases 2, 3, & 4 Distribution Systems; and

WHEREAS, Richard Lou was essential in securing financial assistance from the Water Recycling Funding Program and the Clean Water State Revolving Fund, administered by the State Water Resources Control Board for the planning, design, and construction of the Recycled Water Treatment Plant – Phase 2 Project; and

WHEREAS, Richard Lou has been a key contributor in the preparation of the annual Operating and Capital Expenditure budgets, Independent Auditor’s Reports and Financial Statements, monthly Treasurer reports; and a significant driving force in maintaining DERWA’s financial health; and

WHEREAS, Richard Lou has earned the esteem and friendship of all who have collaborated with him.

NOW, THEREFORE, BE IT PROCLAIMED that the Board of Directors of the Dublin San Ramon Services District•East Bay Municipal Utility District Recycled Water Authority hereby expresses its sincere appreciation for the dedicated service and valuable contributions of

Richard Lou

Passed and adopted the 25th day of September 2023 by the DSRSD•EBMUD Recycled Water Authority Board of Directors.

<hr/> <div>John A. Coleman Chair</div>	<hr/> <div>Georgian M. Vonheeder-Leopold Vice Chair</div>
<hr/> <div>April B. Chan Director</div>	<hr/> <div>Ann Marie Johnson Director</div>
<hr/> <div>Nicole M. Genzale, CMC Authority Secretary</div>	

DERWA Summary & Recommendation

Approve Resolution No. 23-4 Regarding Authority Manager Functions and Expenditures

Summary:

In 1995, DSRSD and EBMUD executed an agreement to form DERWA, a Joint Powers Authority (JPA), for the purpose of implementing a program to provide recycled water to DSRSD and EBMUD customers in the San Ramon Valley. The 1995 JPA Agreement does not explicitly mention the Authority Manager position, but since the JPA Agreement was executed, the DERWA Board of Directors has appointed an Authority Manager to carry out the will of the DERWA Board of Directors in furtherance of DERWA's purpose of securing a reliable supply of recycled water for the DERWA Member Agencies.

The Authority Manager performs a range of duties and responsibilities as described and defined in agreements executed to implement the DERWA recycled water program, and from time to time by the DERWA Board of Directors, including but not limited to, executive, technical, and administrative services. Since 1995, there have been eight Authority Managers, and the practices and procedures for carrying out the day-to-day management of the DERWA recycled water program have varied depending on which Member Agency has staffed the Authority Manager position, or whether an outside consultant has served as Authority Manager.

In order to ensure consistency with Board direction, the DERWA Authority Manager and General Counsel are seeking the following specific authorization and clarification from the Board regarding expenditure approval caps, purchasing procedures, and delegation of administrative tasks to effectively execute the Authority Manager's assigned duties and responsibilities.

1. Delegated Contracting Authority. The DERWA Authority Manager currently has no express authority to execute professional and technical services contracts, of any amount, without prior authorization or approval by the DERWA Board of Directors. The delegated contracting authority for managers of public agencies in the Bay Area generally falls between \$25,000 and \$100,000. The contracting authority for the General Manager of the Livermore-Amador Valley Water Management Agency (LAVWMA), a similar JPA, is \$50,000.

The attached Resolution provides that in carrying out DERWA projects and activities that are budgeted and accounted for in DERWA's adopted budget, the Authority Manager is authorized to expend funds, issue purchase orders, and sign contracts for equipment, supplies, and professional or other services for an amount not to exceed \$50,000 per contract, without submitting each individual contract to the DERWA Board of Directors for prior approval. The Authority Manager will keep the Board apprised of all authorized expenditures in regular Authority Manager reports.

2. DERWA Purchasing Procedures. Section 11 of the JPA Agreement provides that the manner in which DERWA exercises its powers is subject to the same limitations applicable to DSRSD, a community services district. However, the JPA Agreement and other DERWA agreements do not expressly define the purchasing procedures that DERWA should use to directly procure equipment, supplies, and professional or other

services. Except as otherwise stated and subject to Section 11 of the JPA Agreement and applicable provisions of the Public Contract Code, the Resolution provides that the Authority Manager will follow the purchasing procedures established for the Authority Manager's Member Agency.

3. Cap on Unbudgeted Repair or Replacement Expenditure Approvals. The 2005 Operations Agreement assigns responsibilities for necessary repairs or replacements of DERWA program facilities components to DSRSD and provides that for any and all single repairs or replacements that are non-emergency work, unbudgeted, and expected to exceed \$50,000 in total cost, DSRSD must obtain the prior approval from the DERWA Authority Manager. The 2005 Operating Agreement does not include a cap on the amount that can be approved by the Authority Manager. The Resolution would clarify that the Authority Manager is authorized to approve DSRSD requests to perform required non-emergency, unbudgeted repairs or replacements of DERWA facilities expected to cost between \$50,000 to \$100,000, consistent with Article 3, Section G of the 2005 Operations Agreement.
4. Delegation of Administrative Tasks. The Resolution would allow the Authority Manager to delegate administrative tasks to staff of the Authority Manager's Member Agency, as necessary. This would allow the Authority Manager to more effectively administer the DERWA recycled water program and ensure coverage when the Authority Manager is away from the office.

Recommendation:

The Authority Manager and General Counsel recommend the DERWA Board of Directors approve Resolution No. 23-4 regarding Authority Manager functions and expenditures.

September 25, 2023

Attachment:

1. Resolution No. 23-4

DERWA
RESOLUTION NO. 23-4

RESOLUTION OF THE BOARD OF DIRECTORS OF THE DSRSD•EBMUD RECYCLED
WATER AUTHORITY REGARDING AUTHORITY MANAGER FUNCTIONS AND
EXPENDITURES

WHEREAS, by a joint powers authority agreement (“JPA Agreement”), the Dublin San Ramon Services District (“DSRSD”) and East Bay Municipal Utility District (“EBMUD”) (together, the “Member Agencies”) formed the DSRSD•EBMUD Recycled Water Authority (“DERWA”) in 1995 to implement a joint regional recycled water program; and

WHEREAS, Section 11 of the JPA Agreement provides that the manner in which DERWA exercises its powers is subject to the same limitations applicable to DSRSD, a community services district; and

WHEREAS, Section 13 of the JPA Agreement provides that “[e]ach and every expenditure of moneys shall be authorized or approved by the Board or by a person designated by the Board to authorize expenditures;” and

WHEREAS, DERWA has appointed an Authority Manager to perform a range of duties and responsibilities as described and defined from time to time by the DERWA Board of Directors and, in that role, represent the interests of each DERWA Member Agency equally; and

WHEREAS, consistent with the specific powers enumerated under Section 10 of the JPA Agreement, the DERWA Board of Directors may assign additional specific duties and responsibilities to its officers and remains responsible for the actions taken by the Authority Manager, who acts at its direction; and

WHEREAS, the DERWA Board of Directors desires to delegate to the Authority Manager the authority to approve expenditures and execute professional and technical services contracts for an amount not to exceed \$50,000 per contract without prior Board approval, provided that such contracts and expenditures are budgeted and accounted for in DERWA’s adopted budget; and

WHEREAS, the DERWA Board of Directors desires to align the DERWA purchasing procedures with the procedures established for the Authority Manager’s Member Agency provided the Authority Manager is an employee of one of the Member Agencies; and

WHEREAS, pursuant to Section 16 of the JPA Agreement, DERWA and the Member Agencies executed the 2005 Operations Agreement that assigns responsibility for necessary repairs or replacements of DERWA program facilities components to DSRSD and provides that for any and all single repairs or replacements that are non-emergency work, unbudgeted, and

expected to exceed \$50,000 in total cost, DSRSD must obtain the prior approval from the DERWA Authority Manager; and

WHEREAS, the DERWA Board of Directors desires to expressly authorize the Authority Manager to approve required non-emergency, unbudgeted repairs or replacements of DERWA facility components up to \$100,000, consistent with the terms of the 2005 Operations Agreement; and

WHEREAS, the DERWA Board of Directors desires to expressly authorize the Authority Manager to delegate administrative tasks to staff of the Authority Manager's Member Agency as needed.

NOW, THEREFORE, BE IT RESOLVED BY THE BOARD OF DIRECTORS OF THE DSRSD•EBMUD RECYCLED WATER AUTHORITY, a Joint Powers Authority located in the Counties of Alameda and Contra Costa, California, as follows:

1. In administering the business and operations of DERWA, the Authority Manager is authorized to expend funds, issue purchase orders, and sign contracts for equipment, supplies, and professional or other services for an amount not to exceed \$50,000 per contract, without submitting each individual contract to the Board for approval, so long as such contracts are budgeted and accounted for in DERWA's adopted budget and comply with all applicable provisions of the Public Contract Code, and the Authority Manager apprises the Board of such expenditures in regular Authority Manager reports.

2. Except as otherwise provided in this Resolution, the DERWA Authority Manager will follow the purchasing procedures of their Member Agency, subject to Section 11 of the JPA Agreement, applicable provisions of the Public Contract Code, and the continued general supervision and policy direction of the DERWA Board of Directors.

3. Consistent with Article 3, Section G of the 2005 Operations Agreement, the DERWA Authority Manager is authorized to approve requests by DSRSD to proceed with any required non-emergency, unbudgeted repairs or replacements of DERWA facility components between \$50,000 and \$100,000 without prior Board approval.

4. The DERWA Authority Manager is authorized to delegate administrative tasks to staff from their Member Agency as needed, subject to the continued general supervision of the Authority Manager and overall direction of the DERWA Board of Directors.

ADOPTED by the Board of Directors of the DSRSD•EBMUD Recycled Water Authority, a Joint Powers Authority located in the Counties of Alameda and Contra Costa, California, at its Regular Meeting held on the 25th day of September 2023, and passed by the following vote:

AYES:

NOES:

ABSENT:

John A. Coleman, DERWA Chair

ATTEST:

Nicole M. Genzale, Authority Secretary

DERWA Summary & Recommendation

Receive Presentation on Recycled Water Supply and Operations Plan Update

Summary:

On January 30, 2023, the Dublin San Ramon Services District-East Bay Municipal Utility District Recycled Water Authority (DERWA) Board of Directors executed an agreement with Brown and Caldwell to prepare a Recycled Water Supply and Operations Plan Update. The Recycled Water Supply and Operations Plan Update will summarize previous studies and incorporate new and refined information to create a roadmap for implementing strategies to meet future recycled water demands. Reduced wastewater flows due to improved water use efficiency by customers, along with the City of Pleasanton's use of recycled water, have decreased recycled water supply available for the DERWA program. Without additional permanent supplemental supplies, the amount of wastewater available will be insufficient to meet the buildout demands for the DERWA program.

Staff plans to share the preliminary results of the Recycled Water Supply and Operations Plan Update to the DERWA Board in two parts. The first part will be presented on September 25, 2023, and include supply shortage estimates, identification and evaluation of supplemental supply and demand management strategies, and discussion of key policy concepts. Brief descriptions of the supplemental supply alternatives that were considered in this study are included at the end of the attached presentation.

Based on Board input and direction on September 25, the project team will perform additional evaluations and incorporate the results into an implementation roadmap that will be discussed with the DERWA Board at the December 11, 2023, meeting.

Recommendation:

The Authority Manager recommends the DERWA Board of Directors receive a presentation on the Recycled Water Supply and Operations Plan Update and provide direction to staff.

September 25, 2023

Attachment:

1. Recycled Water Supply and Operations Plan Update - Presentation Slides

DERWA (DSRSD-EBMUD Recycled Water Authority)

Recycled Water Supply and Operations Plan Update

September 25, 2023

Brown AND **Caldwell** :



Agenda

1. Background
2. Preliminary Results – Part I
 - Supply and Demand
 - Alternatives and Demand Management
 - Evaluation
 - Policy Discussion
3. Next Steps

Speakers



Jan Lee
DERWA
Authority
Manager

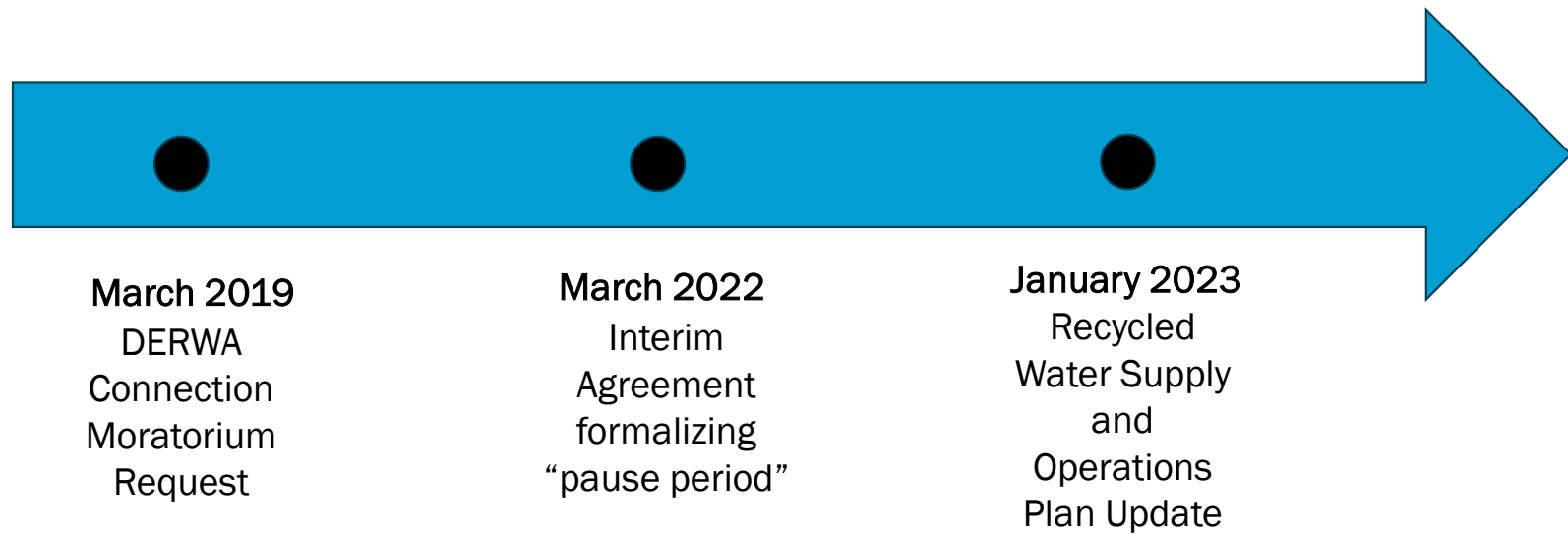


Katie Ruby, PE
Brown and Caldwell
Project Manager



Jenny Gain, PE
Brown and Caldwell
Regional Bay Area
1Water Lead

Background





Project Objectives

- **Update** supply and demand projections to reflect changed conditions
- **Evaluate** supplemental supply alternatives and demand management strategies
- **Utilize** updated hydraulic model to optimize operations
- **Develop** an implementation roadmap for meeting future demands

Goals for Today's Presentation



Understand the shortage causing the moratorium and DERWA's level of acceptable risk



Confirm recommended supplemental supply alternatives and demand management strategies



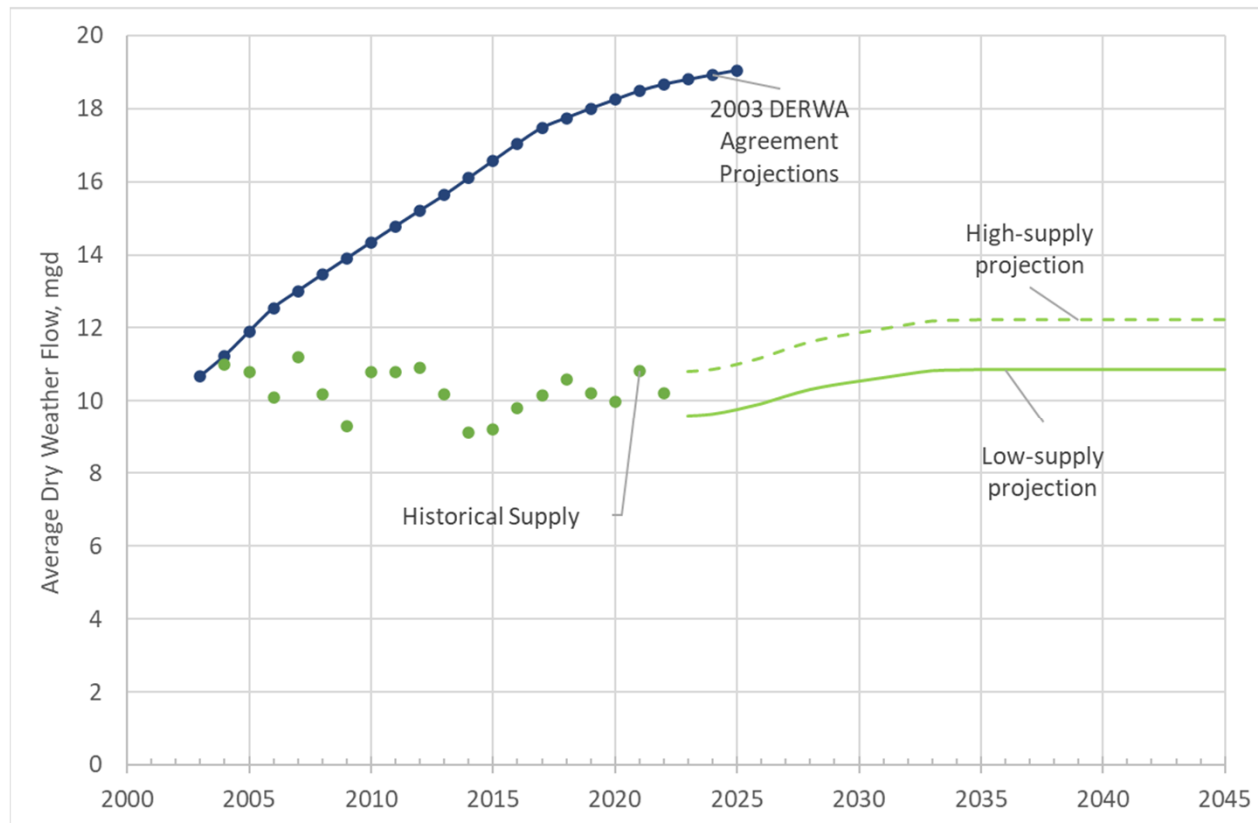
Get direction from the Board on policy questions



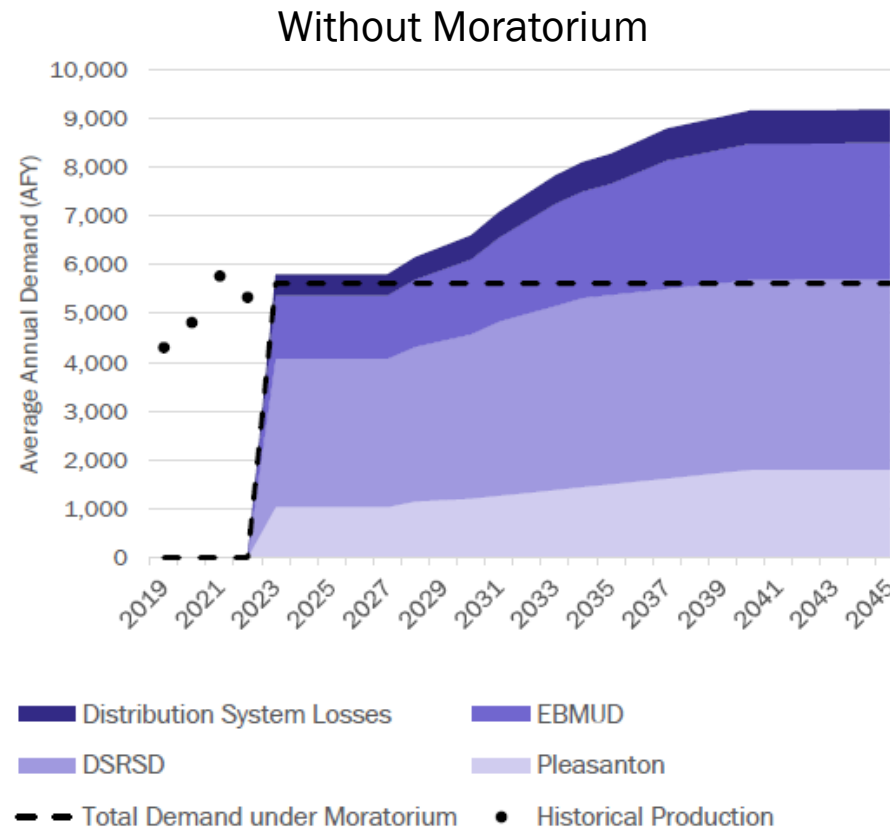
Defining Shortage that Drove Moratorium



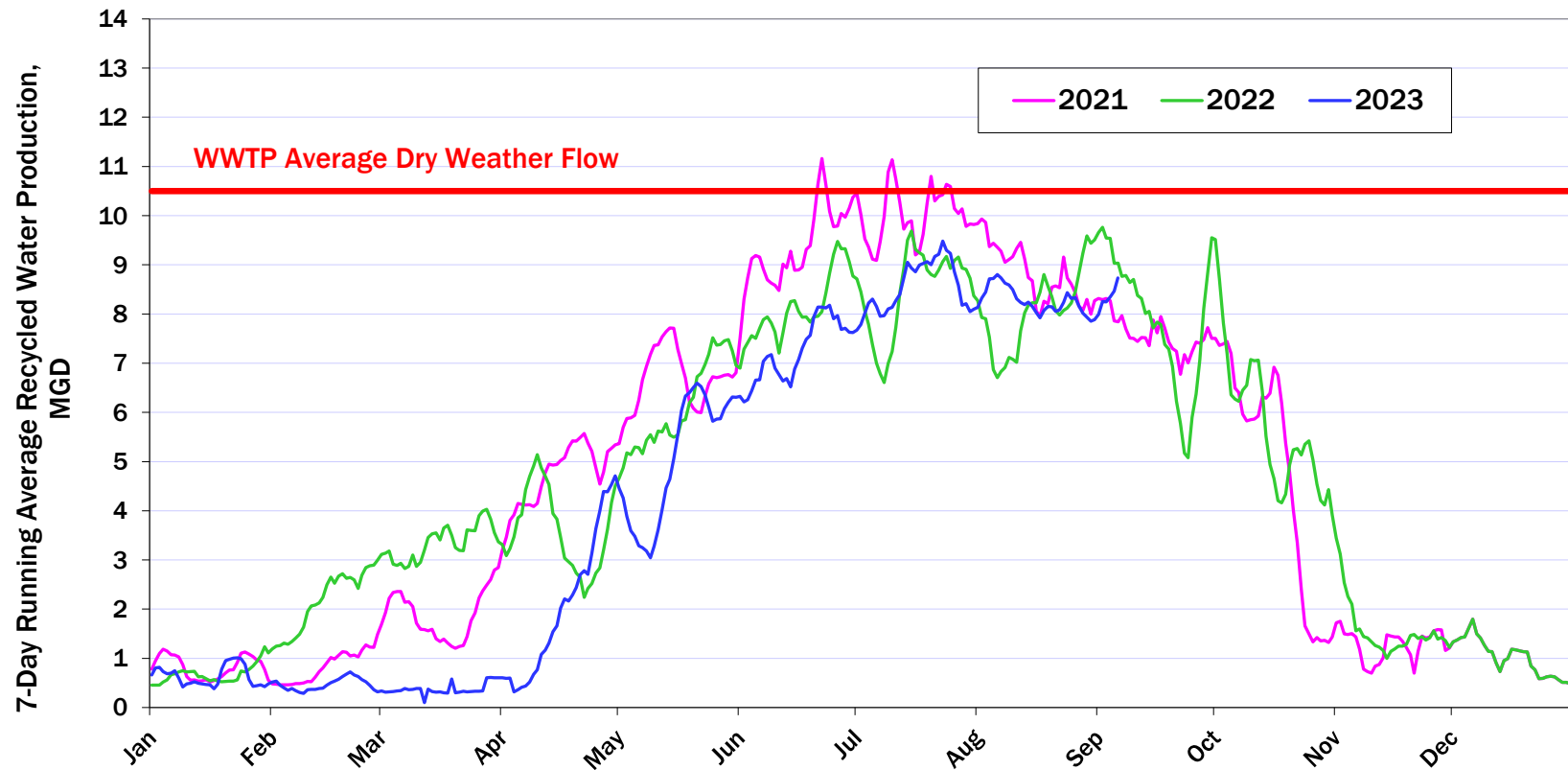
Supply Projections



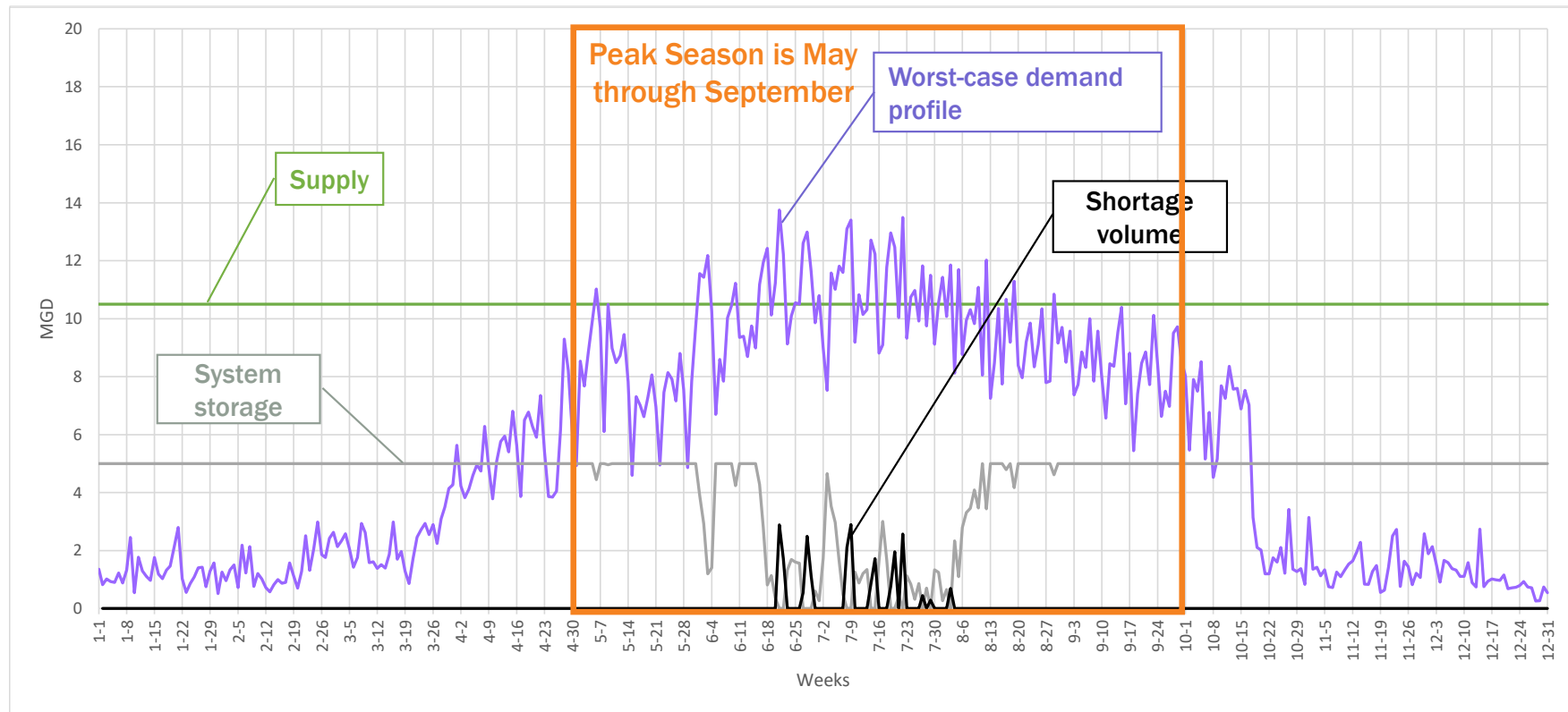
Total Demand Projection – Average Annual (AFY)



Variability in Demands

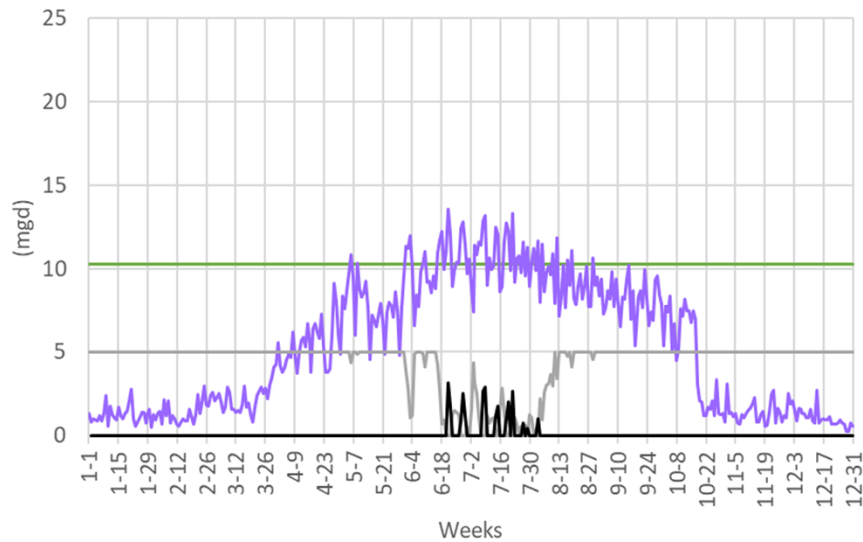


A SHORTAGE Occurs when **SUPPLY** (with storage) < **DEMAND**



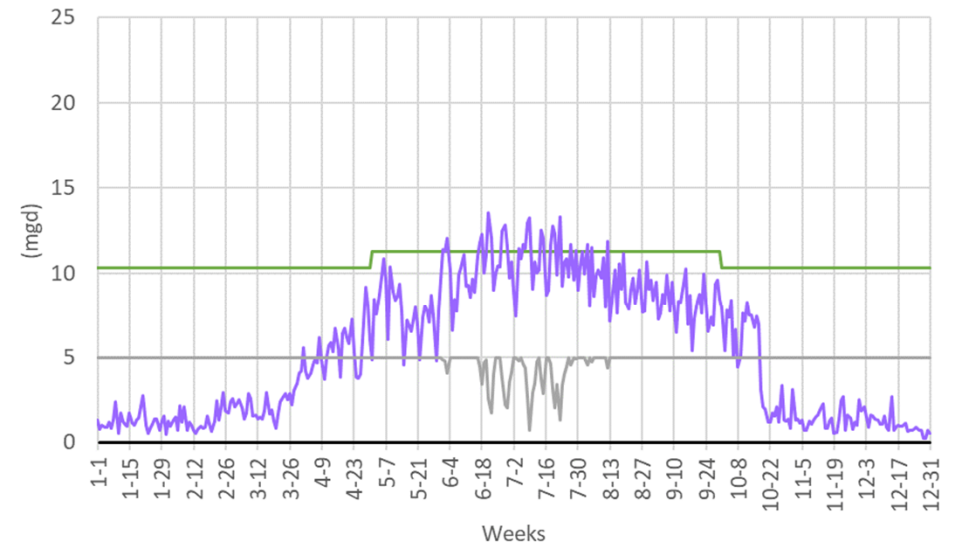
Supplemental Supply to Address Shortage – Existing Conditions

Existing Conditions: Baseline Results



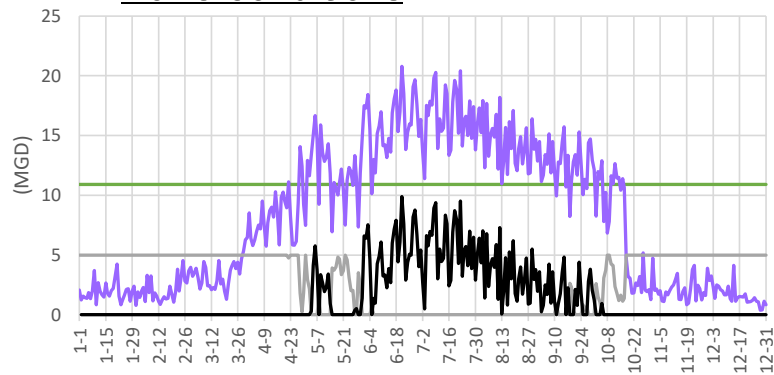
— Supply — Demand — Storage — Shortage

Add 1 MGD during peak season

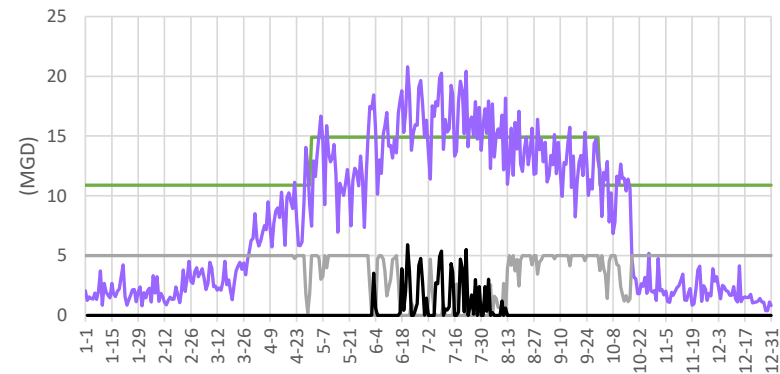


Supplemental Supply to Address Shortage – Future Conditions

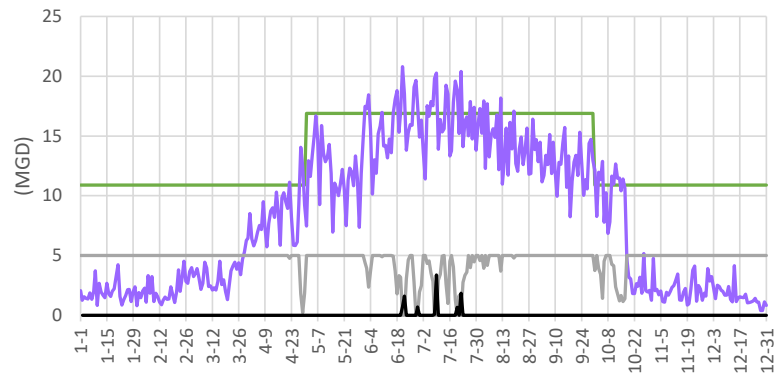
2045 Conditions: Baseline Results



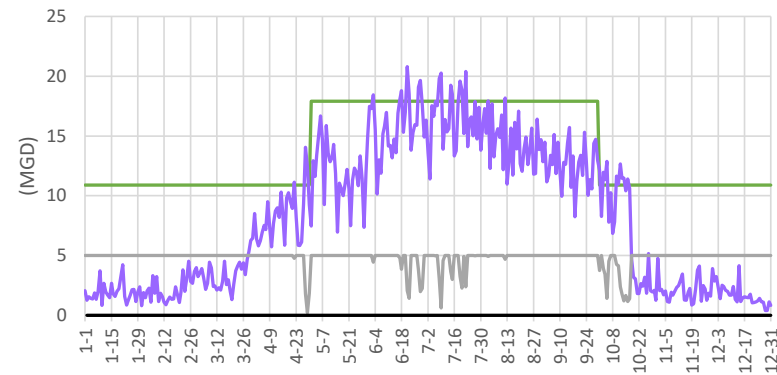
Add 4 MGD



Add 6 MGD



Add 7 MGD





Shortage Risk Increases Over Time

- Current:
 - Average demand conditions → no shortage
 - High demand conditions → ~1 MGD shortage
- At buildout (2045):
 - Shortage of 5 to 7 MGD
- Rate and magnitude of shortage is dependent on buildout of recycled water systems



Options to Address the Shortage

- 1) Demand Management
- 2) Storage
- 3) Supplemental Supply



1) Demand Management

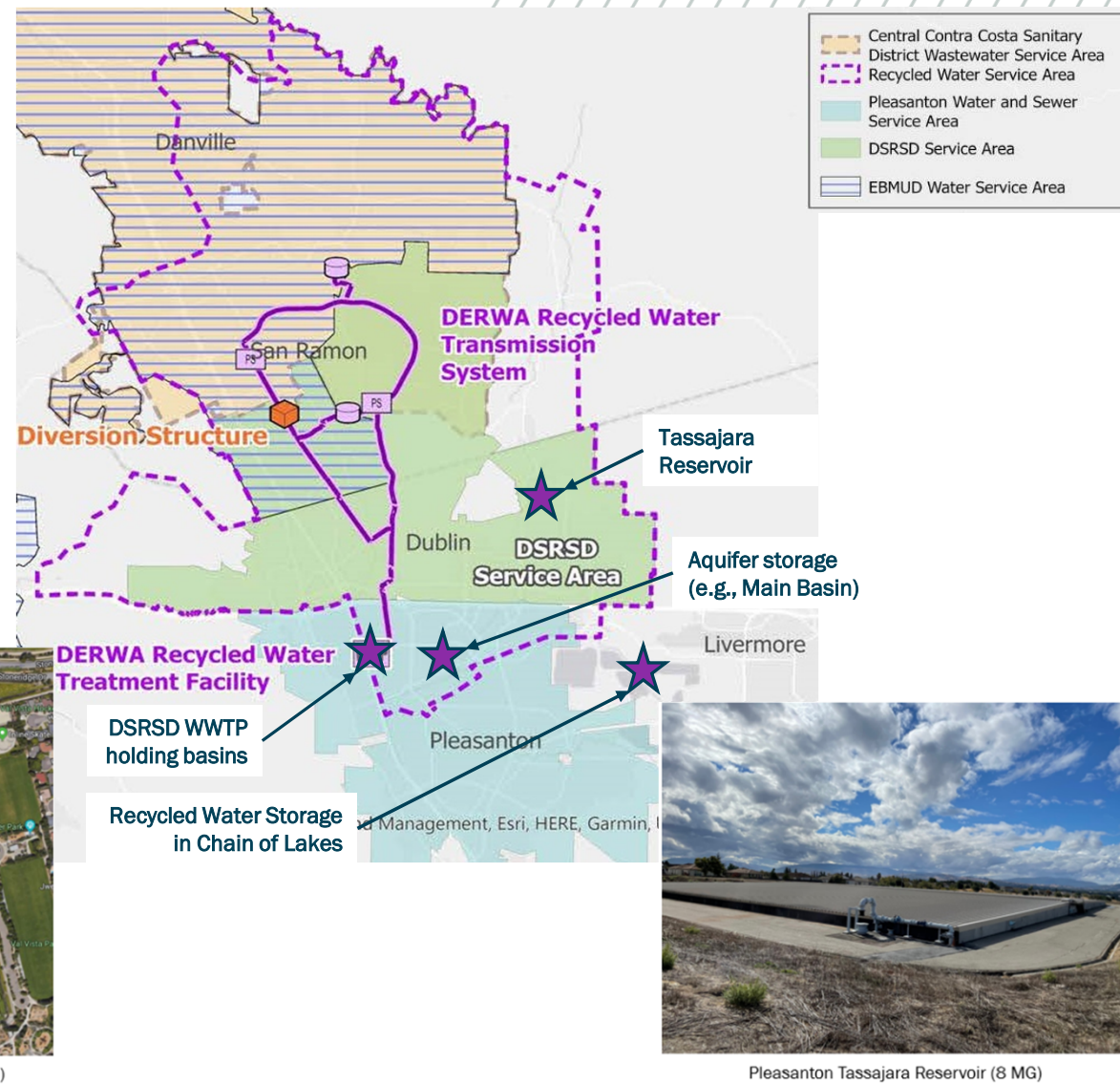
Possible measures (could reduce recycled water use by ~5%):

- **Best management practices** – e.g., site inspections, leak alerts
- **Rebates** for turf replacement, irrigation controllers
- **Recycled water budgets** for Cities of Dublin and San Ramon
 - Savings could be reallocated to new City sites



2) Storage

- Addressing the shortage requires substantial storage:
 - ~70 MG (near-term, through 2030) to
 - ~520 MG (longer term, through 2045)
- Existing storage (Tassajara and WWTP) is not a solution to recurring/seasonal shortages but will be part of Operations Plan



2) Storage Alternatives Screening Process

Operational storage (holding basins at WWTP and Tassajara Reservoir)



Not further evaluated, since not enough volume to address recurring/seasonal shortages
(Will include in Operations Plan)

Storage in Chain of Lakes



Not further evaluated, since timing is too far off for water supply needs and early acquisition would be costly

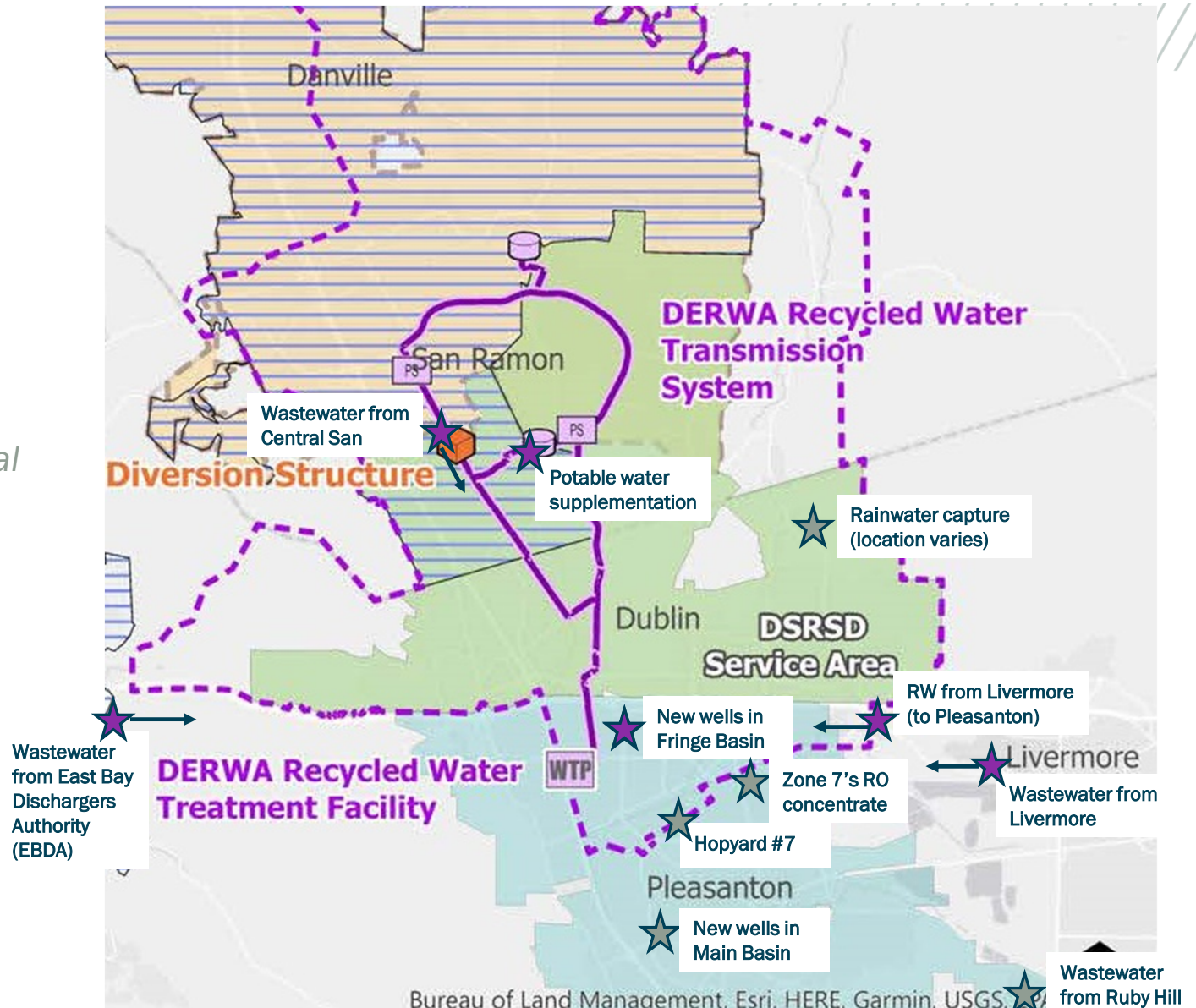
Recycled water storage in aquifer



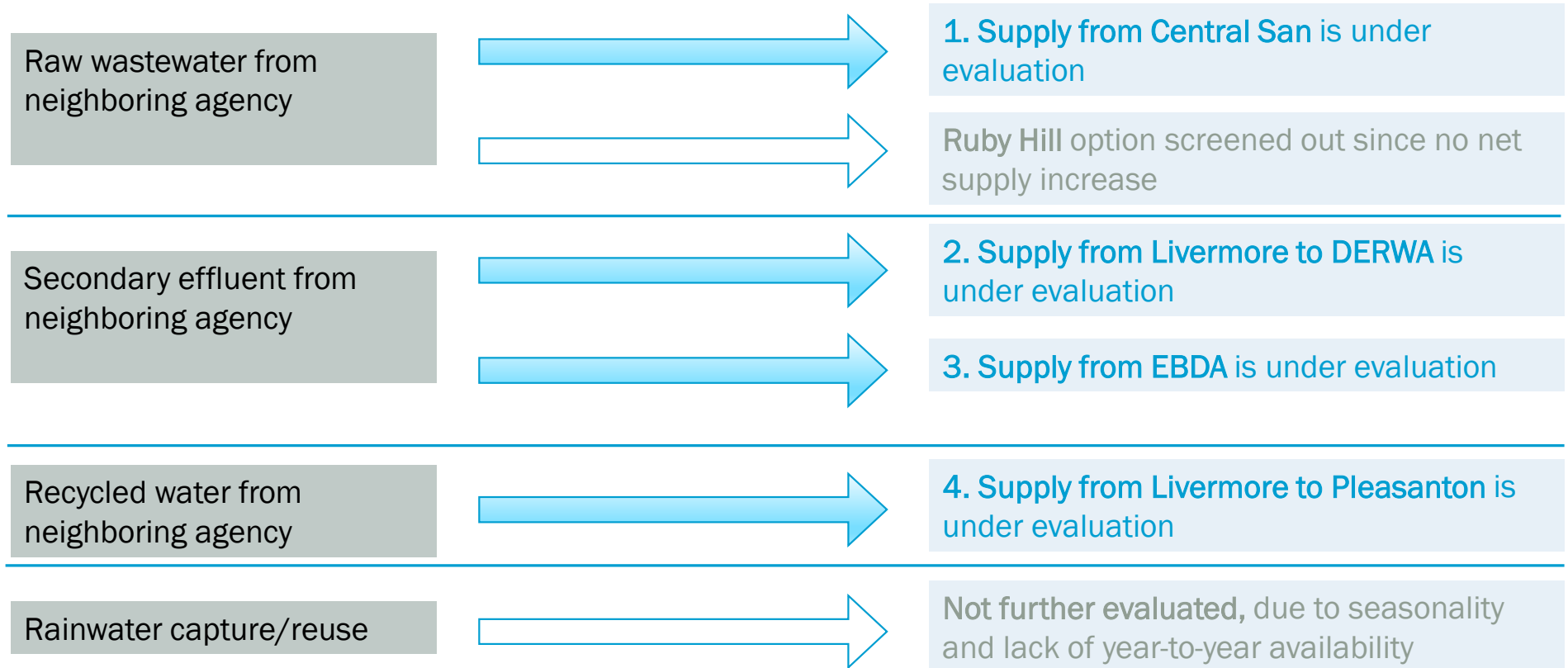
Not further evaluated, since advanced treatment needed for injection and the Tri-Valley agencies are studying this separately

3) Supply

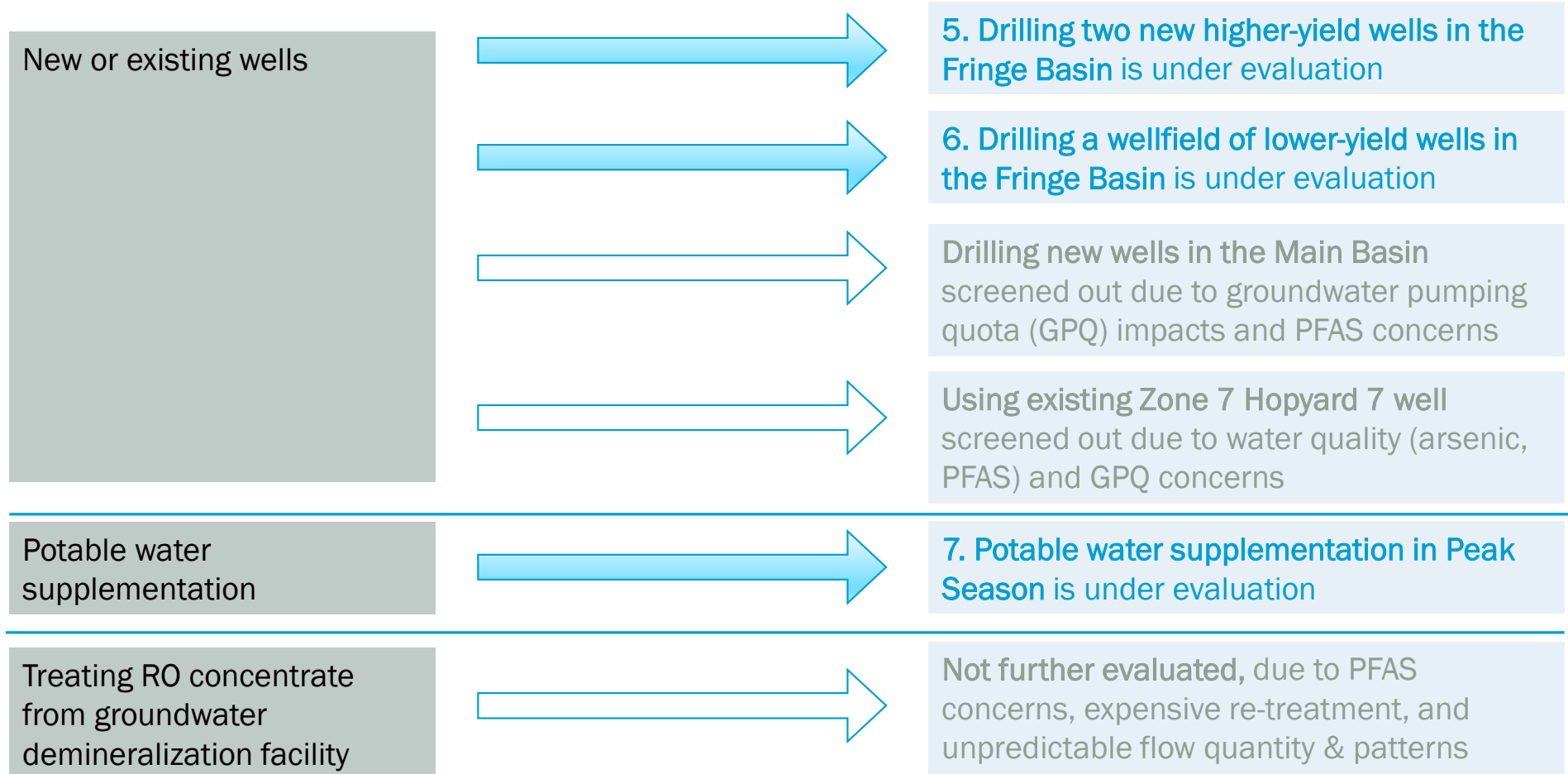
- Evaluating various opportunities for supplemental supply
 - Options shown in gray eliminated through initial screening process



3) Supply Alternatives Screening Process



3) Supply Alternatives Screening Process





Evaluation Process

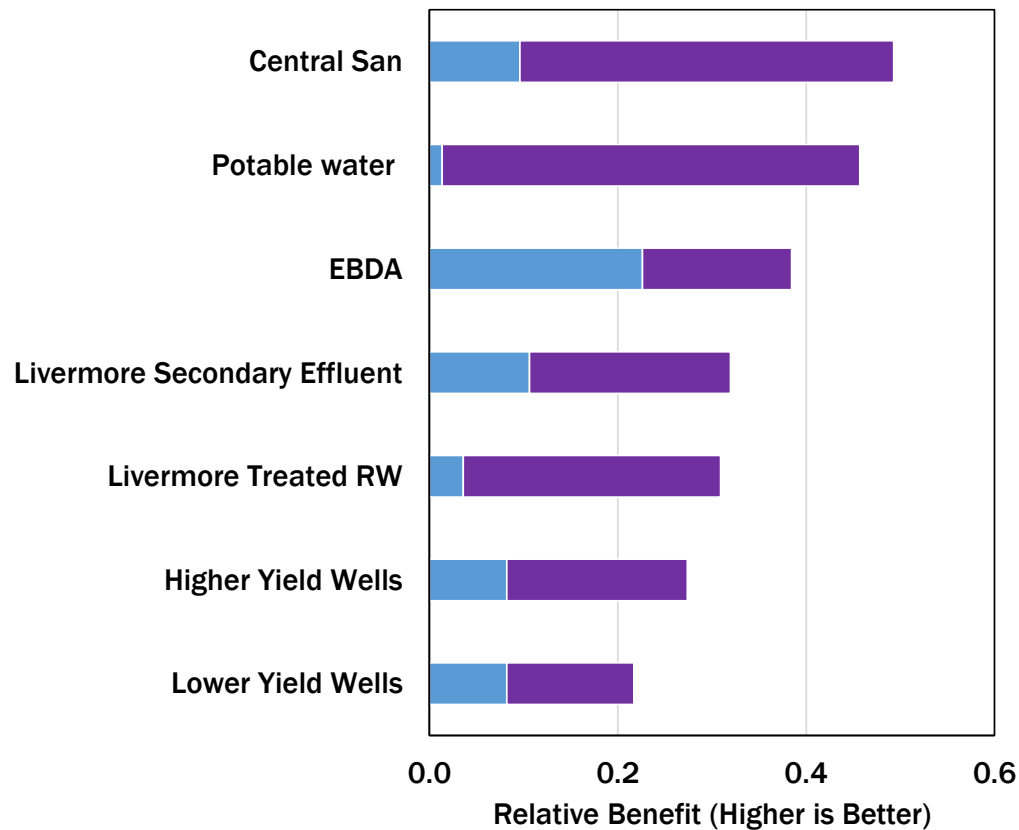


Supply Varies for Each Alternative

Alternative	Supply (MGD)
Raw Wastewater from Central San	2.7
Potable Water Supplementation	3 (w/minimal improvements)
Raw Wastewater from East Bay Dischargers Authority (EBDA)	Up to 7 (the max shortage at buildout)
Secondary Effluent - Livermore to DERWA	2 to 3
Treated Recycled Water - Livermore to Pleasanton	1
Wells – Fringe Basin (Higher Yield)	2.3 (assumes 2 wells)
Wells – Fringe Basin (Lower Yield)	2.3 (assumes 7 wells)

- At buildout, supply required = 5 to 7 MGD
- Actual annual supply will vary
- Likely need multiple supply projects to meet buildout demands

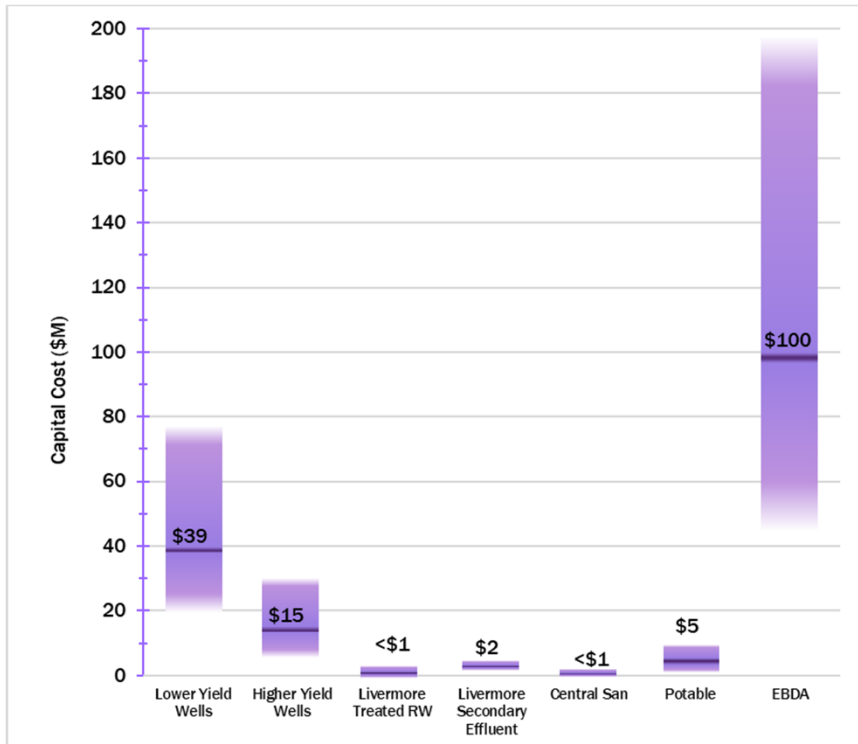
Alternatives Evaluation – Benefits



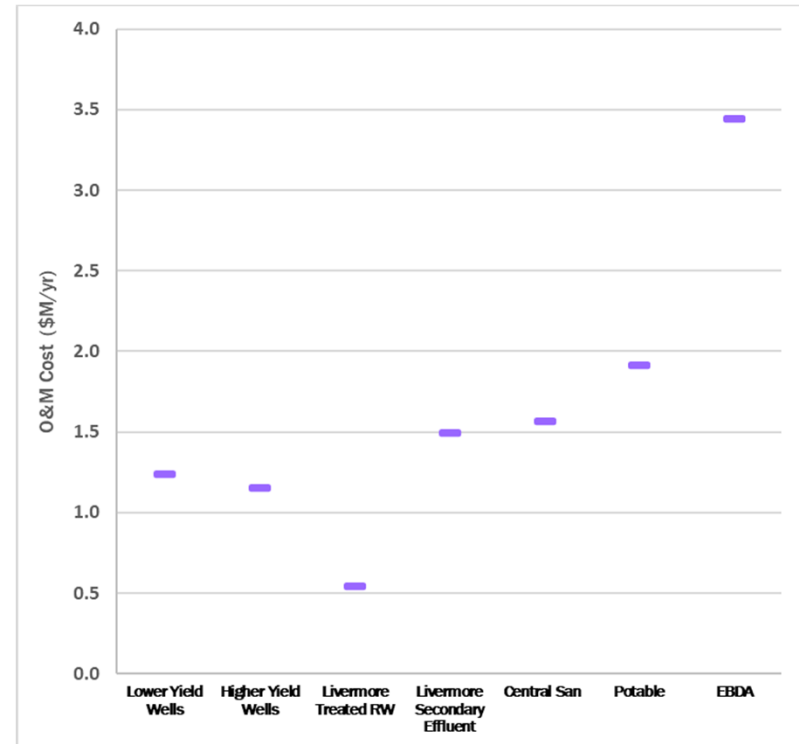
Alternatives were scored based on demand met at buildout and other criteria; such as technical, regulatory, and institutional considerations

■ Ability to Meet Demand at Buildout
■ Other Benefits

Cost Estimates

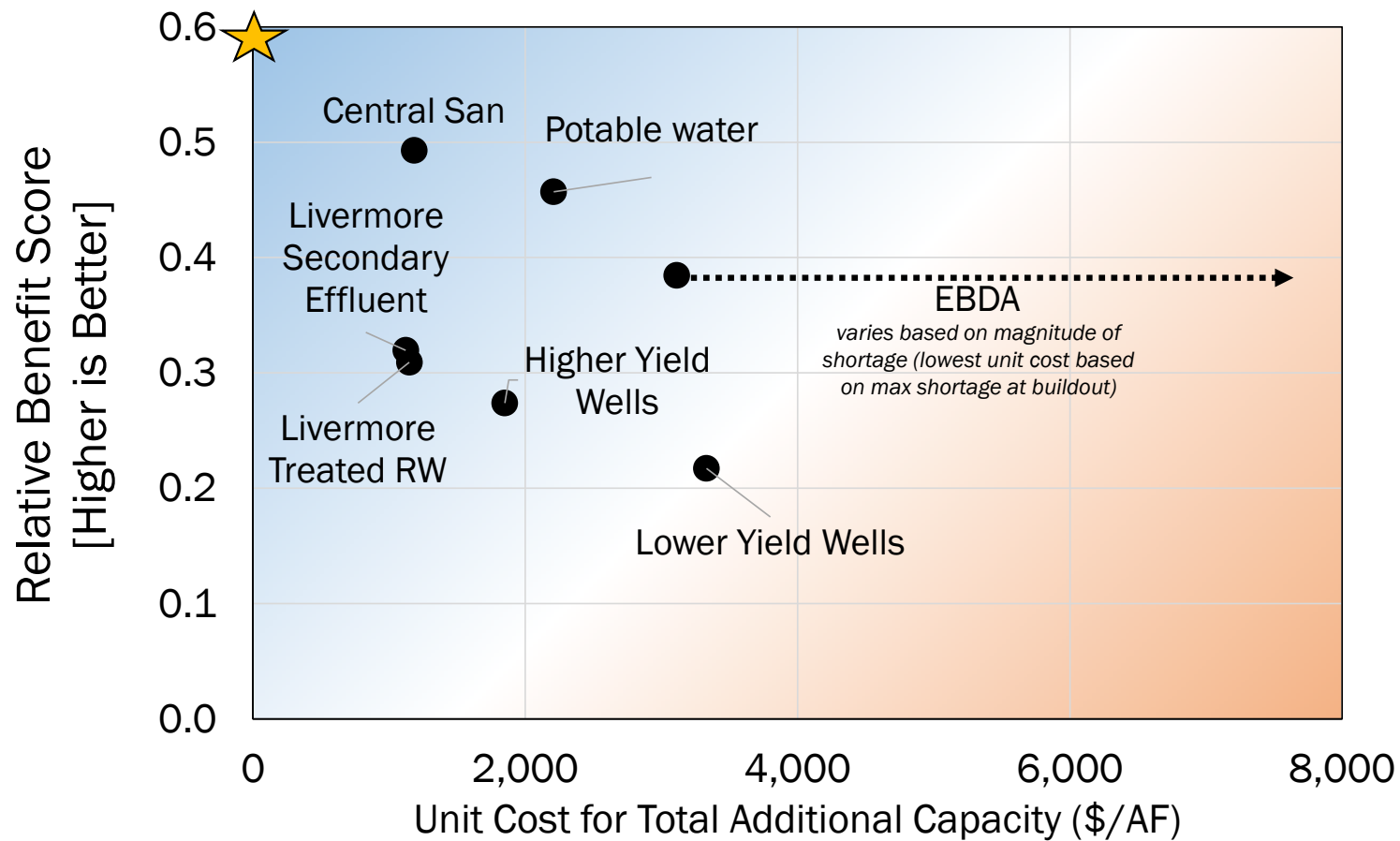


Note on Capital cost: Level of certainty for AACE Class 5 ranges from -50% to +100%.



Note on O&M cost: Shows at maximum yield of the supplemental supply. At lower amount of supplemental flow, the O&M cost will decrease.

Benefits and Costs of Supply Alternatives



Policy Discussion



Policy Discussion



1. Peaking with potable water
2. Rationing recycled water customers
3. Non-peak and/or interruptible customers
4. Groundwater options



Policy Concept #1 – Using Potable Water to Meet Peak Demands (All Years/Non-drought Years?)

Benefits and Opportunities

- Near-term solution for lifting moratorium and connecting new customers
- Enables increased use of recycled water year-round (positive water supply benefit)

Challenges and Issues

- Public messaging
- Consistency with existing policies and agreements
- Requires determining where to connect and which agency feeds potable water
- Potential water rights issues



Policy Concept #2 – Rationing Recycled Water Customers (All Years/Drought Years?)

Benefits and Opportunities

- Allows DERWA and member agencies to cease potable supplement during droughts
- Addresses risk of supply shortages, while allowing new connections to recycled water system

Challenges and Issues

- Inconsistent with concept of recycled water as “drought-proof” supply
- Requires determining how to equitably implement rationing between DERWA member agencies
- Overall reduction in recycled water supply reliability for all recycled water customers



Policy Concept #3 – Non-Peak and/or Interruptible Customers

Benefits and Opportunities

- Allows member agencies to connect new customers without impact to existing customers
- Enables increased recycled water deliveries in shoulder months (positive water supply benefit)

Challenges and Issues

- Technical feasibility and cost
- Requires member agencies to be responsible for enforcement
- Requires procedure for prioritizing customers that may receive year-round supply when it becomes available



Policy Concept #4 – Groundwater

Benefits and Opportunities

- Near-term solution for lifting moratorium and connecting new customers
- Enables increased use of recycled water year-round (positive water supply benefit)
- Operational flexibility
- Commitment to install groundwater wells could address current Central San and Livermore concerns with DERWA becoming reliant on interim supplies

Challenges and Issues

- Uncertainty on yield and water quality
- Unknown requirements to address SGMA and Zone 7 requirements
- Staffing
- Cost

Policy Discussion



1. Peaking with potable water
2. Rationing recycled water customers
3. Non-peak and/or interruptible customers
4. Groundwater options



Next Steps

- Receive Board feedback and incorporate into alternatives evaluation
- Prepare roadmap and present results to DERWA Board at December meeting
- Summarize results and recommendations in a project report

Thank you

Questions?

Brown AND **Caldwell** :





Supplemental Supply Alternatives



Contents

Alternatives

1. Raw wastewater from Central San
2. Secondary effluent – Livermore to DERWA
3. Secondary effluent from EBDA
4. Treated recycled water – Livermore to Pleasanton
5. Wells – Fringe Basin (Higher Yield)
6. Wells – Fringe Basin (Lower Yield)
7. Peak Season Potable Water Supplementation

Screened Out Alternatives*

- Raw wastewater from Ruby Hill
- Zone 7's Hopyard #7 Well
- New well(s) – Main Basin
- Zone 7's RO concentrate
- Stormwater capture
- Storage in Chain of Lakes
- Recycled water storage in aquifer

**Eliminated during pre-screening process (not carried forward for further evaluation).*



Abbreviations

- AF = acre-feet
- AFY = acre-feet per year
- EBDA = East Bay Dischargers Authority
- gpm = gallons per minute
- LAVWMA = Livermore-Amador Valley Water Management Agency
- MGD = million gallons per day
- O&M = operations and maintenance
- RO = reverse osmosis
- RW = recycled water
- WW = wastewater
- WWTP = wastewater treatment plant

Terminology

- **Daily yield (MGD)** = daily flow available from supplemental source
- **Peak season yield (AFY)** = Daily yield * 150 days (in AF)
- **Total additional RW yield (AFY)** = total additional recycled water (RW) demand that DERWA could meet (peak season + shoulder months)
- **Total annual cost** = Annualized capital cost (30 years, 5% interest) + Annual O&M (at full supplement capacity)
- **Unit cost (\$/AF)** = Total annual cost / Total additional RW yield

1) Raw Wastewater–Central San

Description: Diversion of raw wastewater (WW) from Central Contra Costa Sanitary District (Central San). In 2019, DERWA and Central San executed a temporary agreement for the diversion of a portion (approximately 1 MGD) of Central San's wastewater upstream of the San Ramon Pumping Station. The additional Central San wastewater is diverted to DSRSD's collection system where the wastewater is treated at DSRSD's WWTP and used to supplement DERWA recycled water supplies during the summer months. The initial term of the agreement is three years with the option for two, 1-year extensions, which results in a final expiration date of January 21, 2026. Construction of the diversion project was completed in 2020 and the project was successfully used during the 2021 peak irrigation season. This Alternative would explore the option for a long-term partnership with Central San, including the potential to increase the diversion quantity to 2.7 MGD, which is the estimated flow to the San Ramon Pumping Station.

Daily Yield: 2.7 MGD // **Peak Season Yield:** 1,250 AFY

Total Additional RW Yield: 1,320 AFY at buildout (2045)

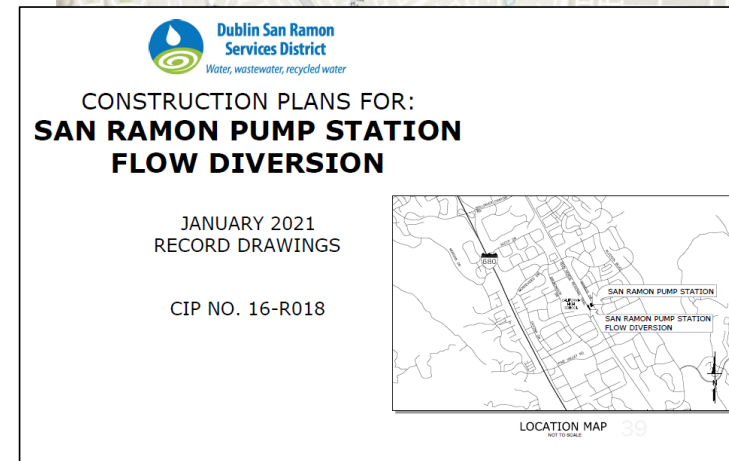
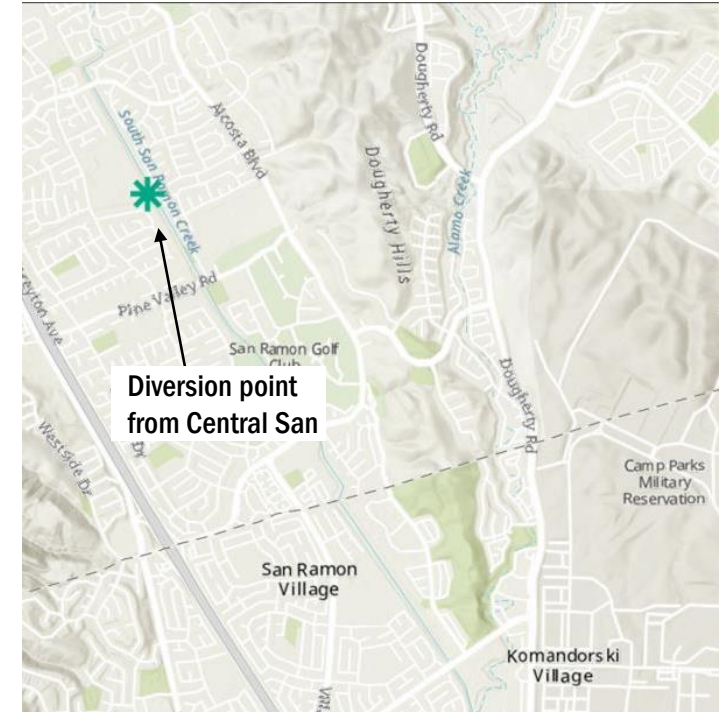
Capital Cost: <\$1M // **O&M Cost:** \$ 1.6M /year

Total Annual Cost: \$1.6M/yr

Unit Cost: \$1,200/AF

Benefits: Reuses WW otherwise discharged to San Francisco Bay and reduces nutrient loading during peak summer months when the risk of algal blooms in the Bay are highest.

Challenges/Considerations: Uncertain long-term availability. Temporary agreement requires DERWA to report on progress to reduce reliance on Central San's wastewater supply. Central San is currently exploring options to utilize their WW for their own future reuse projects, which could include potential partnership opportunities with EBMUD.



2) Secondary Effluent–Livermore to DERWA

Description: Divert City of Livermore secondary effluent to DSRSD's WWTP for recycled water treatment. Livermore secondary effluent flows from the Livermore Water Reclamation Plant by gravity to the Livermore-Amador Valley Water Management Agency (LAVWMA) Export Pump Station for discharge to the San Francisco Bay. Flow would be intercepted at an existing junction box across from DSRSD's WWTP and diverted to DSRSD Holding Basin No. 4 for recycled water treatment.

Daily Yield: 2 - 3 MGD // **Peak Season Yield:** 1,380 AFY

Total Additional RW Yield: 1,460 AFY at buildout (2045)

Capital Cost: \$3M // **O&M Cost:** \$1.5M/year

Total Annual Cost: \$1.6M

Unit Cost: \$1,100/AF

Benefits: Relatively minimal infrastructure required. Reduces wastewater discharges and nutrient loading to SF Bay when risk of algal blooms is highest. Avoided LAVWMA pumping costs.

Challenges/Considerations: Long-term availability uncertain, any agreement would likely be on an interim basis. Livermore flows have declined due to conservation and Livermore is currently exploring other recycled water projects that would utilize their wastewater effluent long-term. Further evaluation of Livermore effluent water quality needed.



3) Secondary Effluent from EBDA

Description: Diversion of secondary effluent from EBDA's Marina dechlorination facility to DSRSD WWTP for recycled water treatment. Would require a new pump station and 15-mile pipeline (parallel to the existing LAVWMA pipeline) to convey water eastward over the hill.

Daily Yield: Up to 7 MGD (sufficient volume to address shortage) // **Peak Season Yield:** Up to 3,200 AFY

Total Additional RW Yield: 3,100 AFY at buildout (2045)

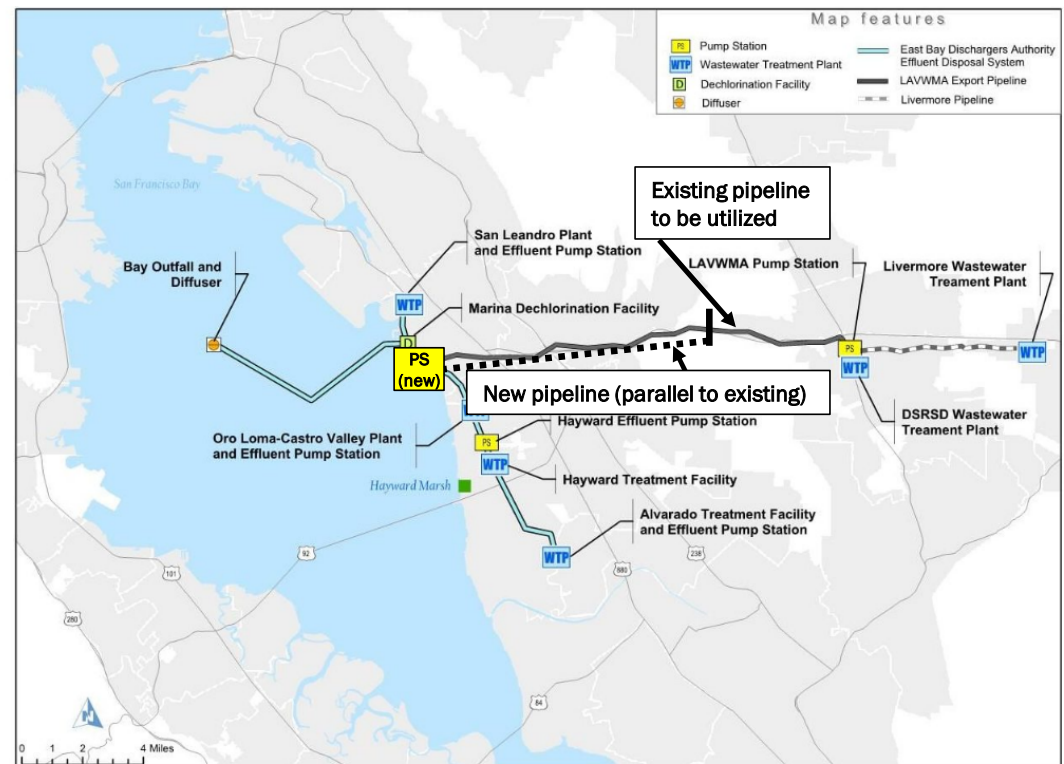
Capital Cost: \$100M // **O&M Cost:** \$3.4M/year

Total Annual Cost: \$9.7M

Unit Cost: \$3,100/AF at 7 MGD; \$7,700/AF at 3 MGD

Benefits: Uses wastewater otherwise discharged to Bay.

Challenges/Considerations: Most expensive alternative by a wide margin (capital cost of \$100M+). Significant institutional issues, and potential constructability challenges (pipeline would pass through developed areas).



4) Treated Recycled Water–Livermore to Pleasanton

Description: Livermore and Pleasanton currently have an agreement for Livermore to provide recycled water service to Pleasanton in the El Charro vicinity in an amount that corresponds to the amount of wastewater to be discharged by the Ruby Hill development at build-out (see screened out Alternative - "Raw wastewater from Ruby Hill"). With minimal system improvements, Livermore could increase the amount of recycled water served to Pleasanton, thus reducing Pleasanton's supply from DERWA. The freed up DERWA recycled water supply could be used to serve new DERWA customers. Livermore's recycled water rate is currently higher than DERWA's recycled water rate. Therefore, any arrangement would also need to account for the difference in recycled water rates.

Daily Yield: 1 MGD // **Peak Season Yield:** 460 AFY

Total Additional RW Yield: 500 AFY at buildout (2045)

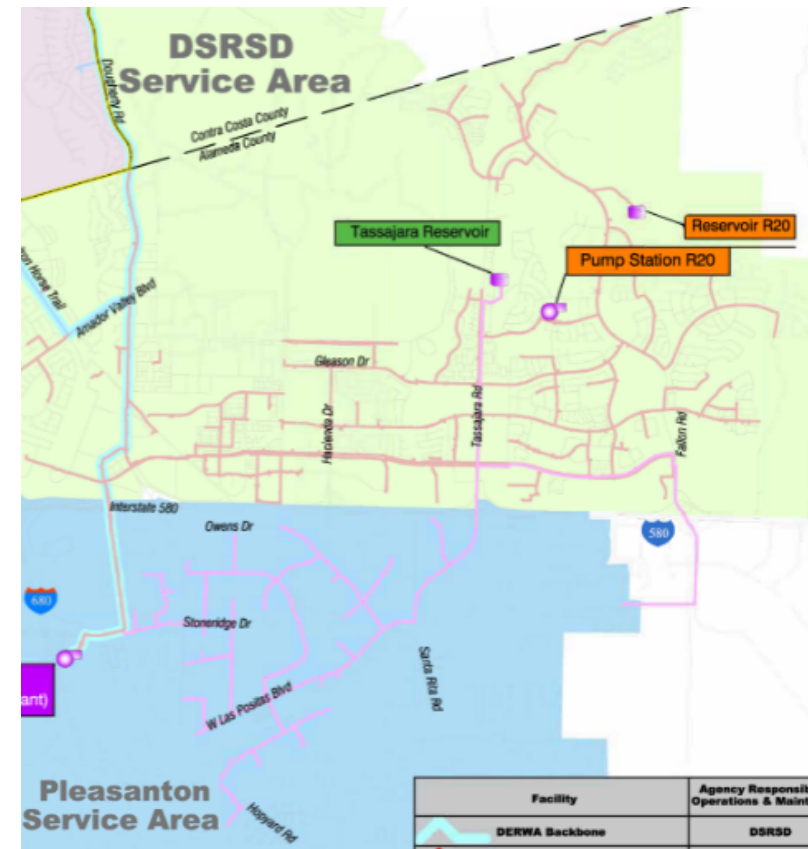
Capital Cost: <\$1M // **O&M Cost:** \$0.5M/year

Total Annual Cost: \$0.6M

Unit Cost: \$1,100/AF

Benefits: Minimal system modifications required. Could be implemented near-term. Reduces wastewater discharges and nutrient loading to San Francisco Bay.

Challenges/Considerations: Long-term availability uncertain. Livermore is currently planning to use their effluent long-term for other recycled water projects. Further studies needed to identify and mitigate potential water quality impacts due to blending of DERWA recycled water and Livermore recycled water within Pleasanton's distribution system.



5) Wells–Fringe Basin (Higher Yield)

Description: Although the Fringe Basin is less productive and has lower-quality groundwater than the Main Basin, it may be sufficient for non-potable uses. This Alternative would involve two Fringe Basin wells to supplement recycled water supply in summer months. Past groundwater studies evaluated multiple potential well locations. This Alternative proposes to site wells on property owned by a member agency that have the highest potential yield: (1) DSRSD Office and (2) DSRSD WWTP. Prior to the mid-1960s, DSRSD operated groundwater wells at and around the DSRSD Office. These wells were abandoned once DSRSD began purchasing better-quality water from Zone 7, a State Water Project contractor.

Daily Yield: Total of 2.3 MGD (1,000 gpm DSRSD Office well and 600 gpm WWTP well)

Peak Season Yield: 1,060 AFY

Total Additional RW Yield: 1,130 AFY at buildout (2045)

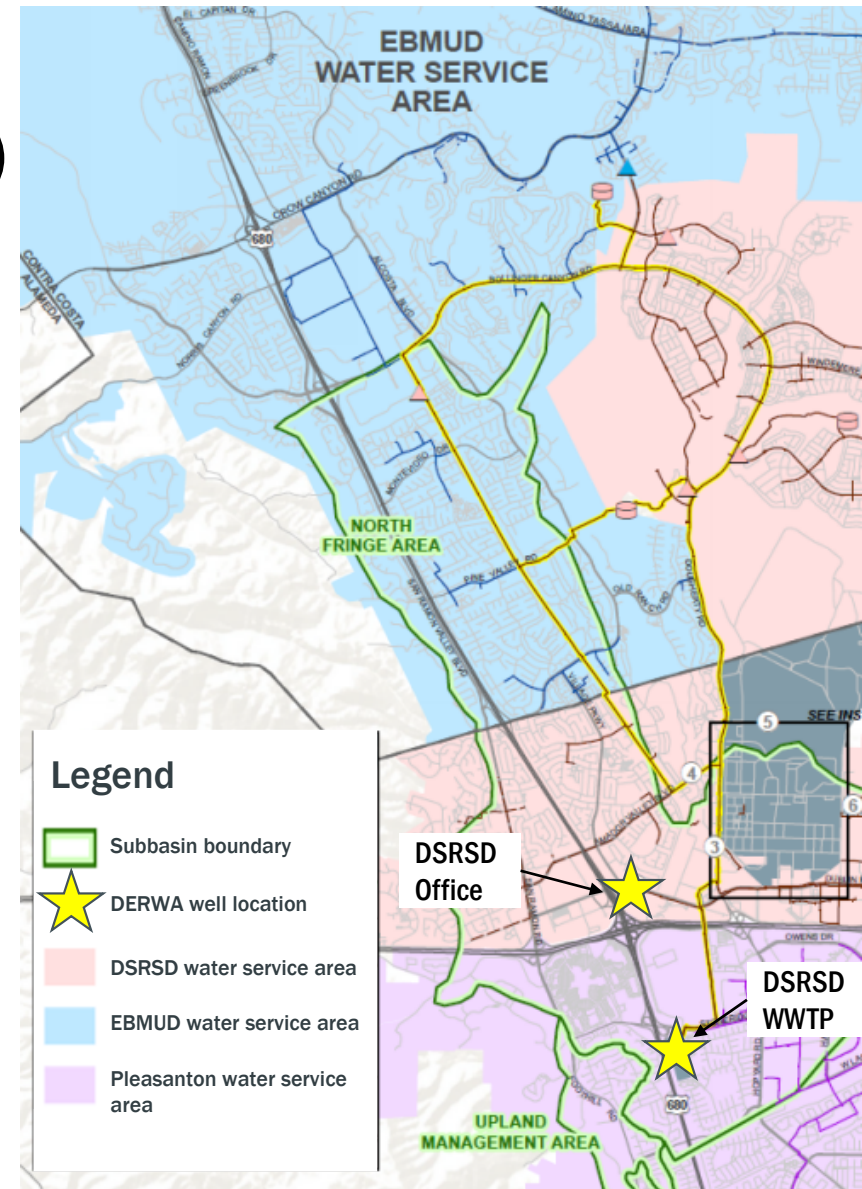
Capital Cost: \$15M // **O&M Cost:** \$1.2M/year

Total Annual Cost: \$2.1M

Unit Cost: \$1,800/AF

Benefits: Proposed well locations are highest production areas historically found in Fringe Basin, located on DSRSD-owned land, wells can be operated to match DERWA's peak summer demands.

Challenges/Considerations: Uncertain yield and water quality. Would require additional investigation and coordination with Zone 7, the Groundwater Sustainability Agency, to identify and fully understand requirements for operating wells in the Fringe Basin. Additionally, O&M of new wells would increase staff workload.



6) Wells–Fringe Basin (Lower Yield)

Description: This Alternative assumes that DERWA would install additional wells in the Fringe Basin after higher yield well locations have been exhausted. It is assumed that these lower yield wells could have a production rate of approximately 230 gallons per minute (based on prior studies).

Daily Yield: Total of 2.3 MGD (7 wells) // **Peak Season Yield:** 1,060 AFY

Total Additional RW Yield: 1,130 AFY at buildout (2045)

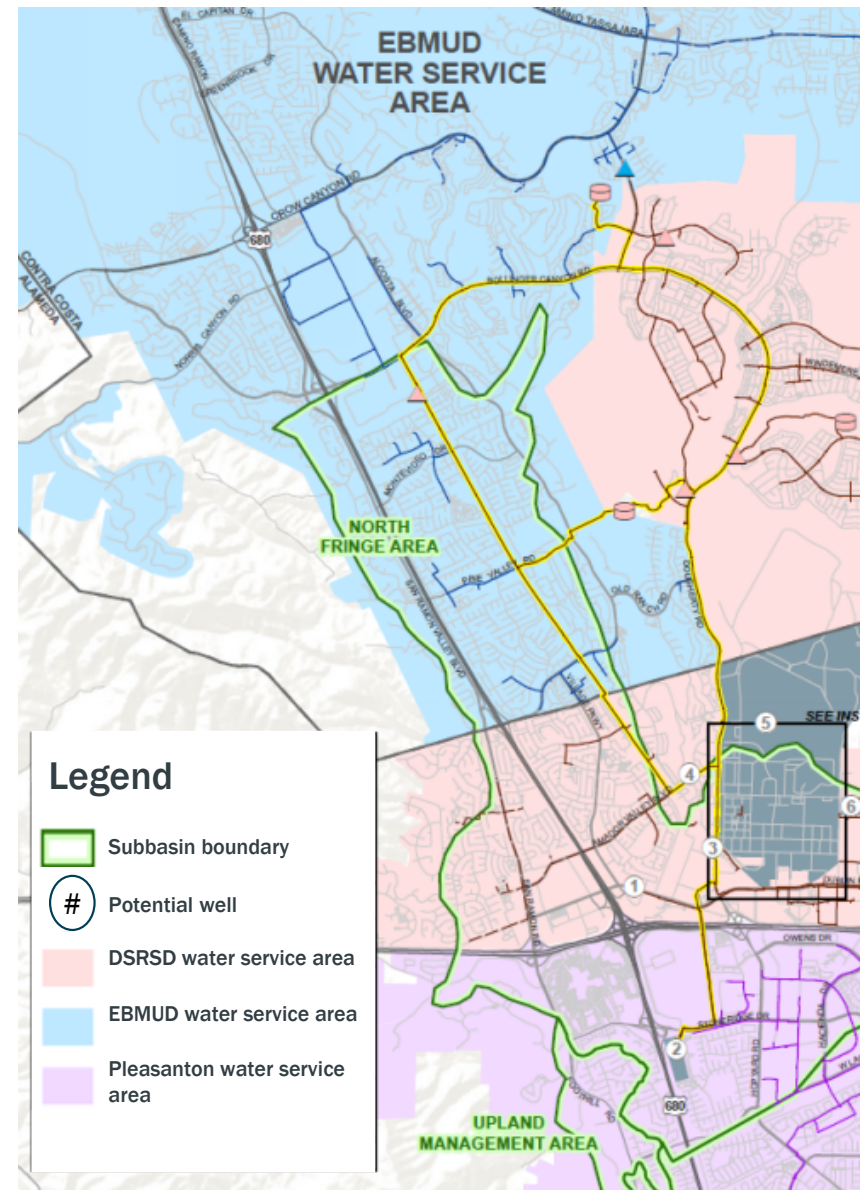
Capital Cost: \$39M // **O&M Cost:** \$1.2M/year

Total Annual Cost: \$3.8M

Unit Cost: \$3,300/AF

Benefits: Wells can be operated to match DERWA's peak summer demands.

Challenges/Considerations: Uncertain yield and water quality. Would require additional investigation and coordination with Zone 7, the Groundwater Sustainability Agency, to identify and fully understand requirements for operating wells in the Fringe Basin. Operating a wellfield would require significant staffing resources to operate and maintain.



7) Peak Season Potable Water Supplementation

Description: Supplement with potable water from EBMUD or DSRSD into the DERWA recycled water distribution system during shortage. Includes a new 0.5-mile DSRSD pipeline, and an EBMUD pump station and pipeline. Assumes existing connection at DSRSD's WWTP cannot be used near term (due to lack of peak season supply available from Pleasanton).

Daily Yield: 3 MGD // **Peak Season Yield:** 1,380 AFY

Total Additional RW Yield: 1,460 AFY at buildout (2045)

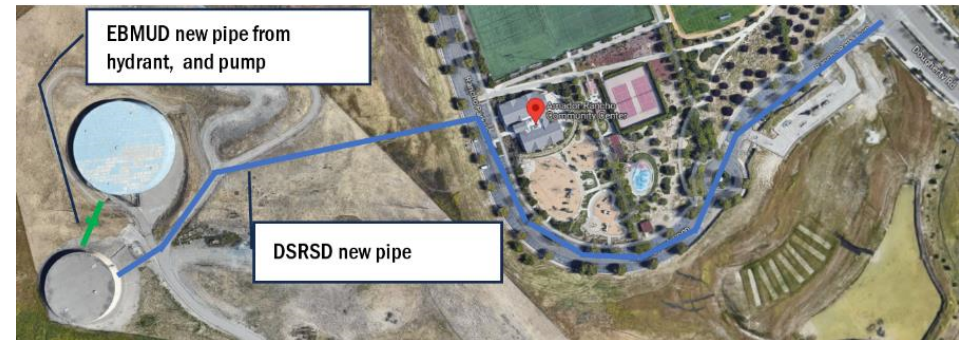
Capital Cost: \$5M // **O&M Cost:** \$1.9M/year

Total Annual Cost: \$2.2M

Unit Cost: \$2,200/AF

Benefits: Relatively minimal infrastructure required. Ability to add potable supplement only as-needed to address peak shortages.

Challenges/Considerations: Challenges with public messaging. Requires determining which agency provides the potable water to address potential water rights issues. Supply may not be available during drought years.



Screened Out Alternatives



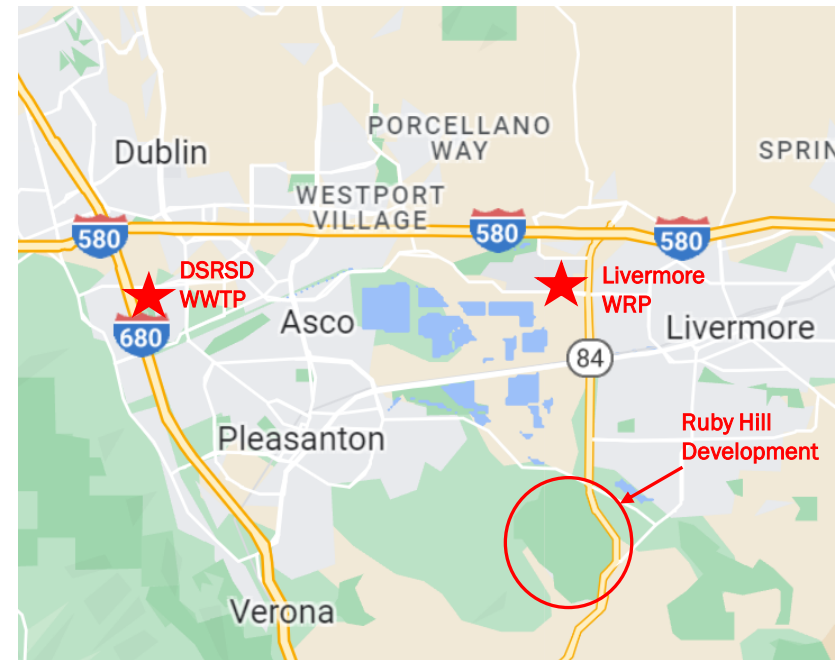
Raw Wastewater from Ruby Hill - Screened Out

Description: Diversion of raw wastewater (WW) from Pleasanton's Ruby Hill development to the DSRSD WWTP, instead of the Livermore Water Reclamation Plant (WRP). Wastewater from Ruby Hill development is currently treated at the Livermore WRP. In exchange, Livermore and Pleasanton have an interim agreement for Livermore to supply recycled water for Pleasanton customers in the eastern portion of Pleasanton. The annual volume corresponds to the amount of wastewater projected to be discharged by the Ruby Hill development at buildout.

Daily Yield: 0*

Benefits: Increased wastewater flow to DSRSD WWTP.

Reasons for screening out: This alternative provides no net supply. If Pleasanton were to begin sending Ruby Hill wastewater flows to the DSRSD WWTP, it would be expected that Livermore would no longer provide recycled water to Pleasanton customers in the eastern portion of Pleasanton and those recycled water customers would need to be supplied by DERWA.



*Although Ruby Hill produces about 180 AFY of wastewater, this alternative would provide no net increase in DERWA supply due to the current agreement between Livermore and Pleasanton.

Reference: 2017 Pleasanton-Livermore Agreement to Provide Recycled Water Service through El Charro Pipeline

Zone 7's Hopyard #7 Well - Screened Out

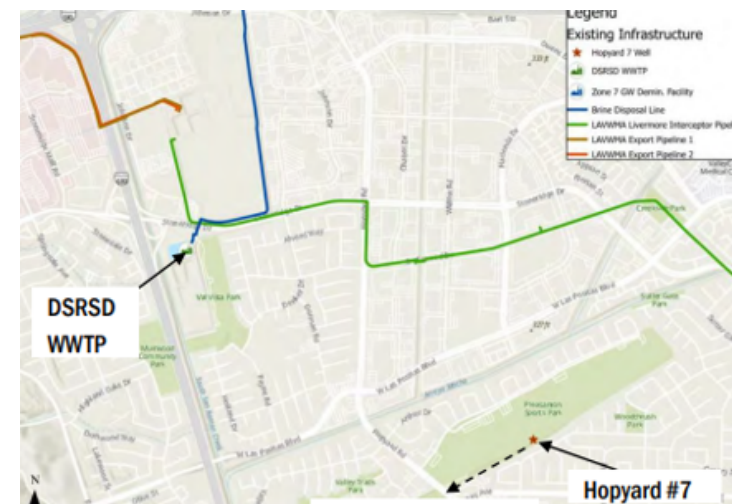
Description: Use of non-potable supply from Hopyard #7, a Zone 7 well in the Main Basin that is not currently connected to Zone 7's potable distribution system due to elevated levels of arsenic, manganese, and boron. Well water could be conveyed to DSRSD's WWTP via a nearby sewer, diluting the concentration of contaminants to a level that may be acceptable for irrigation.

Daily Yield: 1.9 MGD

Benefits: Makes use of existing infrastructure, additional supply.

Reasons for screening out:

- This Alternative was identified as part of DSRSD's 2021 Alternative Water Supply Study through discussions with Zone 7 staff. However, since those early discussions occurred, Zone 7 is looking at additional well sites and considering adding arsenic treatment and reactivating Hopyard #7 for drinking water.
- DSRSD's use of Hopyard #7 for non-potable uses would count against DSRSD's allocated groundwater rights (e.g., Groundwater Pumping Quota), which is fully utilized for the benefit of DSRSD customers.
- Potential outreach and education may be needed to address public concerns with water quality.



References: DSRSD Alternative Water Supply Study (2021))

New Well(s) Main Basin – Screened Out

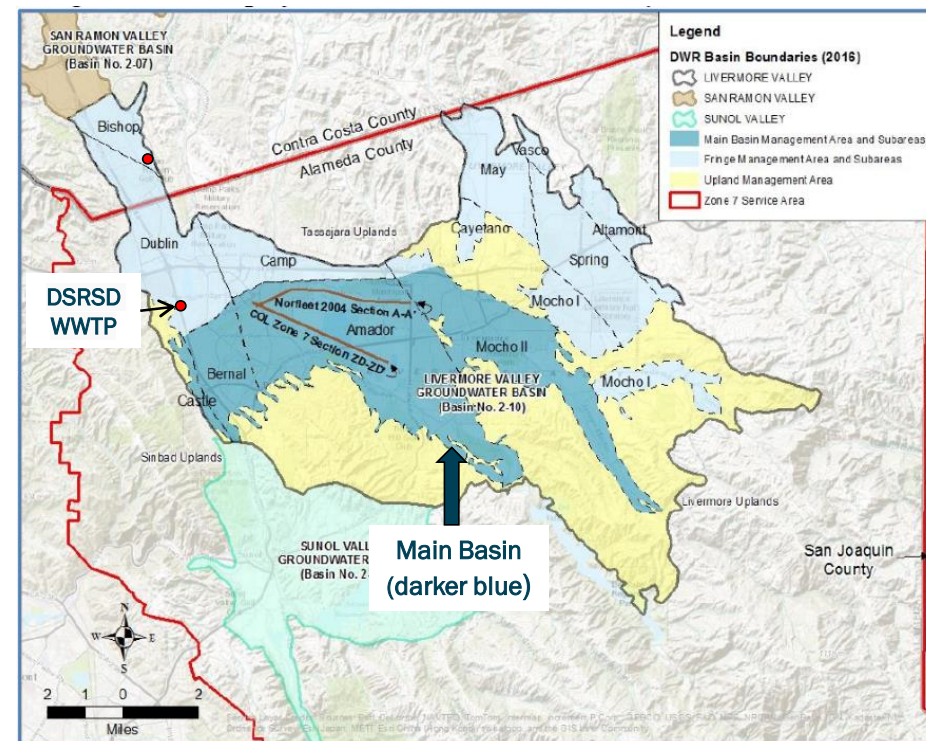
Description: Drilling and installation of new well(s) in the Main Basin.

Daily Yield: Approximately 2 MGD

Benefits: Additional supply.

Reasons for screening out:

- DERWA has no water rights to pump groundwater from the Main Basin and DSRSD's Groundwater Pumping Quota (GPQ) is fully utilized for the benefit of DSRSD customers.
- Main Basin is a municipal drinking water source for the Tri-Valley. Natural groundwater yield is fully allocated. Therefore, Zone 7 would need to artificially recharge the groundwater basin with additional surface water to account for new groundwater pumping.
- Wells would need to be located in areas not impacted by PFAS contamination at a time when both Pleasanton and Zone 7 are evaluating siting new wells in the Main Basin.
- Offers similar benefit as supplementing with potable water but with significantly more cost, regulatory, staffing, and institutional issues.



Intercept & Treat RO Concentrate from Zone 7's Groundwater Demineralization Facility - Screened Out

Description: Zone 7's Mocho Groundwater Demineralization Plant (MGDP) uses reverse osmosis (RO) to lower salts and remove PFAS in groundwater. The RO concentrate, or brine, is conveyed via the Clean Water Revival line to the DSRSD WWTP and LAVWMA export pipeline for discharge to SF Bay. This Alternative would intercept and further treat Zone 7's RO concentrate to a level suitable for blending with recycled water. Prior to 2023, Zone 7 did not operate the MGDP during drought years to minimize supply losses. However, due to PFAS detected in the Mocho wellfield, Zone 7 plans to operate the MGDP during future dry years to treat for PFAS.

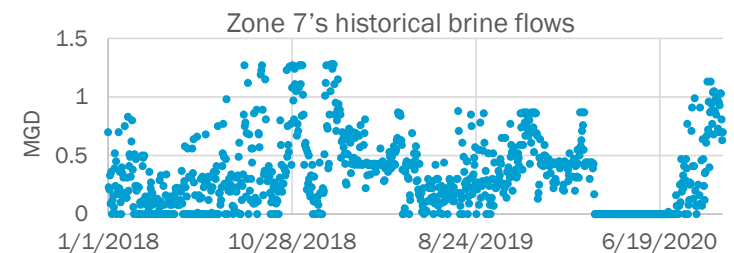
Daily Yield: up to 1 MGD on average

Benefits: Additional supply.

Reasons for screening out:

- High cost of adding treatment for relatively low yield that varies year to year.
- Future regulations may require treatment of RO concentrate for PFAS.

Reference: 2021 DSRSD AWSS



Stormwater Capture - *Screened Out*

Description: Capture rainwater and/or stormwater runoff to supplement recycled water system.

Daily Yield: Negligible during peak season

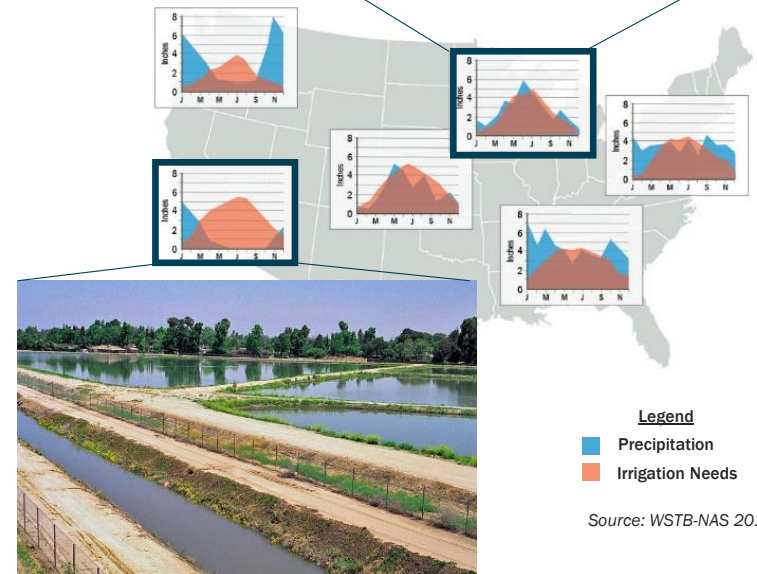
Benefits: New water source.

Reasons for screening out:

- Rain and runoff occur during periods of year outside peak season shortage.
- Substantial storage volume required to address peak season shortage.



City of Chicago's 25,000 AF storage basin



Source: WSTB-NAS 2015



City of Fresno's Leaky Acres

Storage in Chain of Lakes - Screened Out

Description: A 2004 MOU between DSRSD and Zone 7 includes collaborative efforts to find up to 1,200 AF of recycled water (RW) storage. Zone 7 identified Lakes F and G as suitable. However, these lakes are still being mined for gravel, and Zone 7 may not acquire them until as late as 2060. Earlier acquisition may be possible, but it would require negotiating with the quarry owners and operators, which is likely to be costly. The Alternative includes constructing a pipeline to convey tertiary treated RW to/from Lake G seasonally – water would be pumped to lake in winter, for later use in summer.

Storage Volume: 1,200 AF

Benefits: Large enough storage to address shortage needs.

Reasons for screening out:

- Timing is too far off to meet water supply needs (estimated available by 2060).
- Potential water quality challenges with surface storage (e.g., algae growth).



Recycled Water Storage in Aquifer - Screened Out

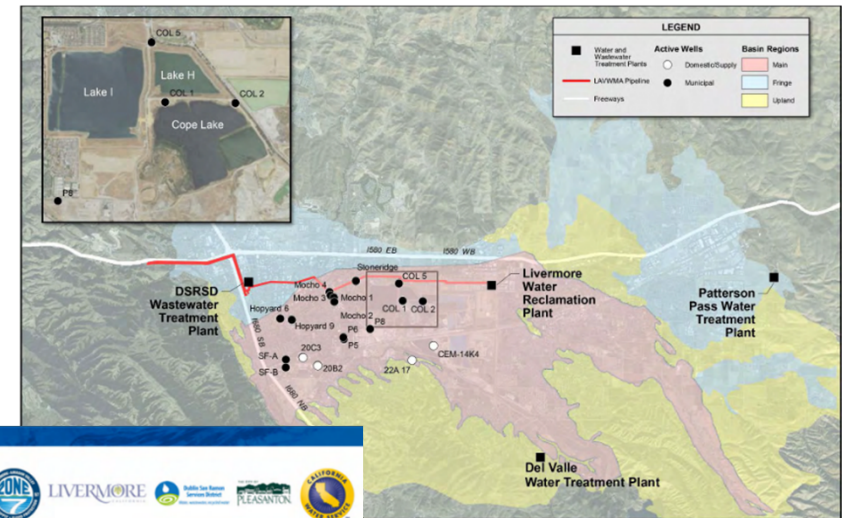
Description: Groundwater recharge of purified (advanced treated recycled) water via Tri-Valley Potable Reuse among Zone 7 and its retailers. A 2018 feasibility study demonstrated concept to be technically feasible and recommended several additional studies.

Storage volume: 200,000 AF

Benefits: Local storage opportunity for conjunctive use.

Reasons for screening out:

- Tri-Valley agencies are conducting separate effort to jointly study feasibility of potable reuse.
- Stakeholder concerns regarding storing purified water in aquifer, despite proposed advanced treatment.
- High capital cost of \$135M to \$275M, primarily for advanced treatment.
- Requires additional studies on conjunctive use and contaminant mobilization.



Joint Tri-Valley Potable Reuse Technical Feasibility Study, May 2018





DSRSD•EBMUD Recycled Water Authority
PARTNERS IN WATER RECYCLING

DATE: September 25, 2023

MEMO TO: Board of Directors

FROM: Jan Lee, Authority Manager

SUBJECT: Authority Manager Update

ADMINISTRATION

Pleasanton Allocated Recycled Water Treatment Capacity. In 2016, the City of Pleasanton agreed to participate and cost share in the DERWA Phase 2 Recycled Water Treatment Facility (RWTF) Expansion Project to increase the capacity of the RWTF to 16.2 million gallons per day (MGD). Construction of the project was substantially completed by 2018. On March 20, 2023, the Regional Water Board formally approved the capacity increase for the DERWA RWTF to 16.2 MGD, which triggered a final buy-in payment from Pleasanton to increase their share of capacity from 2.02 MGD to 2.7 MGD. In August 2023, Pleasanton made payments to DERWA member agencies in the amount of \$305,782 to DSRSD and \$230,677 to EBMUD. With receipt of these final payments, Pleasanton's share of RWTF capacity is 2.7 MGD.

Renewal of DERWA-Central San Agreement for Temporary Diversion of Wastewater. On September 8, 2023, DERWA and the Central Contra Costa Sanitary District (Central San) executed a letter agreement to extend the 2019 Agreement for the Temporary Diversion of Wastewater by one year, from January 22, 2024, to January 21, 2025. The 2019 Temporary Diversion Agreement provides for diversion of a portion of Central San's wastewater upstream of the San Ramon Pumping Station to supplement DERWA's recycled water supplies during peak summer months. The one-year renewal agreement provides for DERWA to operate the temporary diversion project during the 2024 irrigation season, if needed. The temporary diversion project was operated in 2021, but not in 2022 or 2023 due to lower recycled water demands.

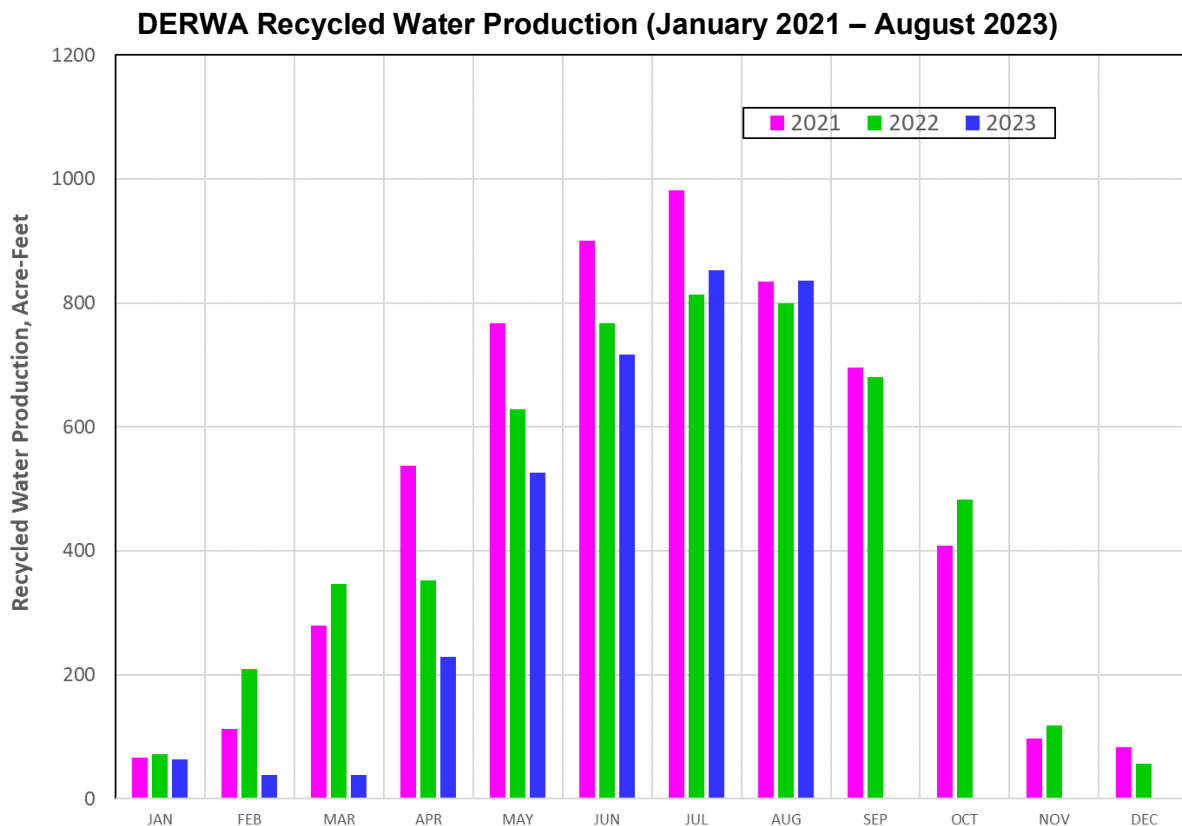
The initial term of the 2019 Temporary Diversion Agreement is for a three (3) year period beginning on January 22, 2021, with Central San's acceptance of the project, through January 21, 2024. Section III of the 2019 Temporary Diversion Agreement provides that the parties may renew the agreement for up to two successive one-year terms by mutual written agreement, executed at least three months in advance of the applicable term's expiration. The 2019 Temporary Diversion Agreement does not allow for extensions beyond January 21, 2026. Therefore, a new, separate agreement would need to be negotiated between the parties for any future use of Central San's wastewater beginning in 2026.

DERWA remains interested in a long-term arrangement with Central San. EBMUD and Central San are currently conducting a feasibility evaluation of multiple recycled water project concepts, including both potable reuse and irrigation projects, which would utilize Central San's available wastewater flow. One of the project concepts identified for exploration is expansion of the Central San – DERWA Temporary Diversion Project to provide recycled water to EBMUD's existing and future phases of the San Ramon Valley Recycled Water Program located within

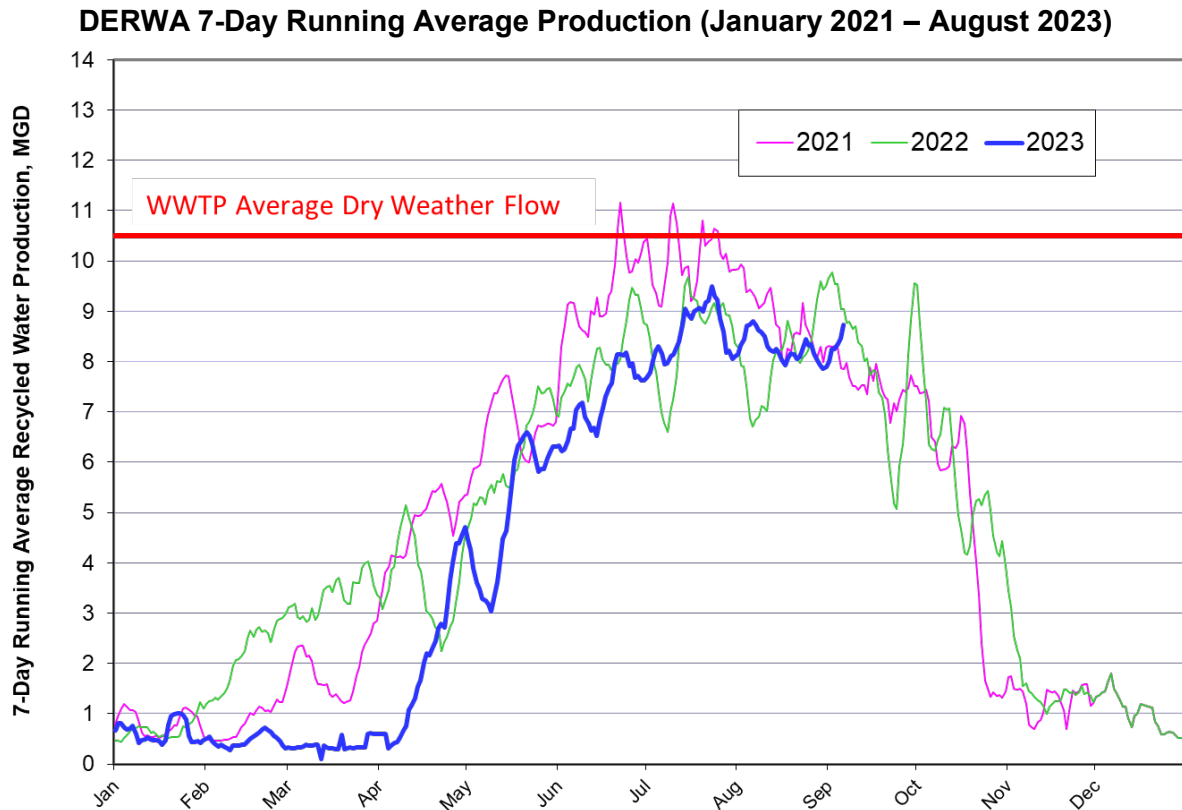
EBMUD and Central San's overlapping service area. EBMUD anticipates completion of the feasibility evaluation by the end of 2023.

OPERATIONS AND MAINTENANCE

2023 Recycled Water Production. The DERWA Recycled Water Treatment Facility produced 3,301 acre-feet (AF) of recycled water between January 2023 and August 2023, compared to 3,989 AF produced during the same time frame in 2022. As shown in the figure below, the decrease in production is primarily due to the extremely wet weather experienced by the Bay Area in early 2023, which delayed the start of the irrigation season. Recycled water production for calendar year 2023 is currently on track to be at least 10% lower than 2022 and 20% lower than 2021, even with the addition of the two golf courses that EBMUD has been working to fully connect to recycled water in 2022 and 2023.



The following graph shows the 7-day running average production for the DERWA Recycled Water Treatment Facility. This graph shows the wide variation and unpredictability in summertime demands that DERWA has experienced over the last three years. Demands in 2021 were driven by above normal temperatures in the spring and summer. As the graph shows, maximum summer demands have been below the available wastewater supply in 2022 and 2023. Therefore, DERWA has not needed to operate the DERWA-Central San Temporary Diversion Project for the last two years.



Total Coliform Exceedances. On July 13 and 14, 2023, recycled water sample results from the DERWA Recycled Water Treatment Facility exceeded the regulatory limits for total coliform. Total coliform limits were exceeded in Channel 2 of the sand filtration ultraviolet disinfection (SFUV) process. In response, Channel 2 was taken offline on July 15 for acid washing, leaving only Channel 1 to meet DERWA recycled water demands. On July 15, DSRSD staff also conducted an extremely thorough cleaning of the entire recycled water system. Results from July 16 showed coliform levels to be back within compliance limits for both channels. The Regional Water Board and member agencies were notified of the exceedances and the corrective actions taken to bring the system back into compliance. DSRSD continued to meet DERWA recycled water demands throughout the event.

DSRSD staff are investigating the cause of the exceedances to reduce the likelihood of non-compliance events in the future and will share the results with DERWA and the member agencies once the investigation has been completed. Early evidence points to localized contamination of the sample, potentially as a result of scum buildup near SFUV Channel 2. To address this issue, on July 20, DSRSD staff installed a temporary spray system to break up foam forming in SFUV Channel 2.



Photo: SFUV Channel 2 temporary spray system

Preventative Maintenance on Ultraviolet Disinfection System. In 2022, DSRSD began preventative maintenance on the Ultraviolet (UV) disinfection system to replace the lamp quartz sleeves, lamps, and wiring harness assemblies that were approaching the end of their useful life. The quartz sleeves are the protective housing for the UV lamps that eliminate microorganisms. The work involves carefully replacing the quartz sleeves and extensive quality control and quality assurance procedures to prevent rework or damage of parts. This maintenance work also needs to be closely coordinated with operations to avoid impacting recycled water production during the peak irrigation season. The work is being done in three phases. The second phase was completed in June 2023 and the third and final phase will be completed in 2024.



Photos: old quartz sleeves (left), new quartz sleeves (right)