

**DSRSD•EBMUD Recycled Water Authority
(DERWA)
Board of Directors**

NOTICE OF REGULAR MEETING

TIME: 6:00 p.m.
PLACE: Dublin San Ramon Services District Boardroom
7051 Dublin Boulevard
Dublin, California 94568

DATE: Monday, October 27, 2014

AGENDA

The mission of the DSRSD•EBMUD Recycled Water Authority is to maximize the amount of recycled water delivered while recovering its costs; in doing so it will provide a reliable and consistent supply of recycled water to DSRSD and EBMUD for service to each of the agencies' customers.

(Next Resolution No. 14-3)

**Recommended
Action**

1. CALL TO ORDER
2. PLEDGE TO THE FLAG
3. ROLL CALL - Members: Howard, Coleman, Vonheeder-Leopold, and Mellon
Alternates: Duarte and Foulkes
4. SPECIAL ANNOUNCEMENTS/ACTIVITIES

5. PUBLIC COMMENT (Meeting Open to Public)
At this time, those in the audience may address the Board on any item not already included in the agenda. Comments should not exceed five minutes. If this is not considered sufficient time to address the issue, please arrange with the Secretary to have that item placed on the agenda for a future Board meeting.

6. APPROVE MINUTES
Regular Board Meeting of June 23, 2014

Approve
by Motion

7. CONSENT CALENDAR
Matters listed under this item are considered routine and will be enacted by one action in the form listed below. There will be no separate discussion of these items unless requested by a Member of the Board or the public prior to the time the Board votes on the Motion to adopt.

A. Treasurer's Reports for June, July, August and September 2014

Approve
by Motion

B. Quarterly Investment Reports – June 30 and September 30, 2014

Approve
by Motion

*Recommended
Action*

8. BOARD BUSINESS
A. Update on Implementation of Pleasanton Recycled Water Program Receive Presentation
9. MANAGER'S REPORTS
• Capital Projects Update – None
• Confirm Cancellation of Next Meeting – December 22, 2014
10. BOARDMEMBER ITEMS
11. CLOSED SESSION
A. Pursuant to Government Code Section 54957 – Public Employee Performance Evaluation
Title: Authority Manager

B. Pursuant to Government Code 54957.6 - Conference with Labor Negotiator
Agency Designated Representative: General Counsel
Unrepresented Employee: James B. Bewley, Authority Manager
12. ADJOURNMENT

Information about and copies of supporting materials on agenda items are available for public review at 7051 Dublin Boulevard, Dublin, at the Reception Desk, or by calling the Authority Secretary at (925) 828-0515. A fee may be charged for copies. During the meeting, information and supporting materials are available by the doorway into the Boardroom. Authority facilities and meetings comply with the Americans with Disabilities Act. If special accommodations are needed, please contact the Authority Secretary as soon as possible, but at least two days prior to the meeting.

**DSRSD • EBMUD RECYCLED WATER AUTHORITY
(DERWA)
Board of Directors Regular Meeting Minutes
Monday, June 23, 2014**

Dublin San Ramon Services District
7051 Dublin Boulevard, Dublin, California

1. CALL TO ORDER – Chair Howard called the DSRSD • EBMUD Recycled Water Authority (DERWA) meeting to order at 6:00 p.m. at the Dublin San Ramon Services District Boardroom.

2. PLEDGE TO THE FLAG

3. ROLL CALL – Directors present: Chair D.L. (Pat) Howard, Director Frank Mellon, Director Georgean Vonheeder-Leopold and Director Katy Foulkes. DERWA Staff present: James Bewley, Authority Manager; Richard Lou, Treasurer; Robert Maddow, General Counsel; and Nancy Gamble Hatfield, Authority Secretary.

4. SPECIAL ANNOUNCEMENTS/ACTIVITIES

5. PUBLIC COMMENT – 6:01 p.m. – None received.

6. APPROVE MINUTES – Special Meeting of April 28, 2014

Motion by Director Foulkes, Second by Director Vonheeder-Leopold to approve the minutes from Special Meeting of *April 28, 2014*. Motion carried (4-0) by the following vote:

AYES: Foulkes, Vonheeder-Leopold, Mellon, Howard
NOES:

7. CONSENT CALENDAR

A. Treasurer's Reports for April 30, 2014 and May 31, 2014

B. Approve Task Order No. 12 for Fiscal Year 2014-15 for Public Information Services with ICF International (Formerly Jones & Stokes Associates)

Motion by Director Mellon, Second by Director Vonheeder-Leopold to approve the Consent Calendar. Motion carried (4-0) by the following vote:

AYES: Mellon, Vonheeder-Leopold, Foulkes, Howard
NOES:

8. BOARD BUSINESS

A. Adopt the San Francisco Bay Area Integrated Regional Water Management (IRWM) Plan Update

DRAFT

Authority Manager Bewley addressed the Board and noted one minor change on the second paragraph of the Summary & Recommendation sheet at the end of paragraph two. The current estimate of the project is not \$11.8 million, but rather estimated at \$10 million. He explained the action for the Board is to approve adopting the San Francisco Bay Area Integrated Regional Water Management (IRWM) Plan Update. Both of the Member Agencies, DSRSD and EBMUD, will take a separate action on this grant funding matter to their respective Boards. Ms. Linda Hu from EBMUD and Ms. Rhodora Biagtan from DSRSD worked on preparing the grant application information to submit to the Association of Bay Area Governments (ABAG). The request for grant funds for a regional project should give the Member Agencies a better opportunity to receive funding. DSRSD and EBMUD will split any administrative costs in half and whatever grant money is received will be split in half between the Member Agencies. Mr. Bewley credited Ms. Hu and Ms. Biagtan for their efforts to apply for this grant funding and invited the Board to ask any questions on the process.

Director Mellon asked if DERWA would need to hire a consultant.

Mr. Bewley stated that ABAG will hire a grant administration consultant to assist in this process and all the participants will share in the cost. DERWA's initial share is \$15,000.

Director Mellon wanted to confirm that an EIR and CEQA process do not have to occur.

DSRSD Interim Engineering Services Manager Biagtan commented that long ago, an EIR was conducted for the DERWA project and the project has gone through the CEQA process. Some addendums may be done for projects once decided and these projects could be categorically exempt or may require a simple CEQA addendum.

Motion by Director Foulkes, Second by Director Mellon to approve Resolution No. 14-2 adopting the San Francisco Bay Area Integrated Regional Water Management Plan (IRWM) Update. Motion carried (4-0) by the following vote:

AYES: Foulkes, Mellon, Vonheeder-Leopold, Howard
NOES:

B. Agreement with Association of Bay Area Governments/San Francisco Estuary Partnership for the 2014 IRWM Drought Solicitation – San Francisco Bay Area Grant Application

Motion by Director Foulkes, Second by Director Mellon to authorize the Authority Manager to execute the Agreement with the Association of Bay Area Governments/San Francisco Estuary Partnership for the 2014 IRWM Drought Solicitation – San Francisco Bay Area Grant Application. Motion carried (4-0) by the following vote:

AYES: Foulkes, Mellon, Vonheeder-Leopold, Howard
NOES:

9. MANAGER'S REPORT

- Capital Projects Update – None.

- Confirm Next Meeting Date – August 25, 2014 – Directors confirmed they could attend the next regular meeting on August 25, 2014 if the meeting is needed.

10. BOARDMEMBER ITEMS – None.

11. ADJOURNMENT

Chair Howard adjourned the meeting at 6:08 p.m.

Submitted by,

Nancy Gamble Hatfield
Authority Secretary

Item 7.A

DERWA Summary & Recommendation

June 30, 2014 Treasurer's Report
July 31, 2014 Treasurer's Report
August 31, 2014 Treasurer's Report
September 30, 2014 Treasurer's Report

Summary:

Attached are the Treasurer's Reports for the months ending June 30, July 31, August 31, and September 30, 2014 submitted by Treasurer Richard Lou.

Recommendation:

The Treasurer recommends the Board approve, by Motion, the Treasurer's Reports for the months ending June 30, July 31, August 31, and September 30, 2014 submitted by Treasurer Richard Lou.

October 27, 2014

Attachments

**DSRSD/EBMUD RECYCLED WATER AUTHORITY
TREASURER'S REPORT FOR JUNE 30, 2014**

STAFF REPORT

Attached is the DERWA Treasurer's Report for the month ending June 30, 2014. A summary of transactions and recommendation follows.

Revenues/Funding: During the month, \$188,432 in agency reimbursements were received. Fiscal year-to-date Revenues/Funding totaled \$3,351,730, of which \$3,351,730 represents agency reimbursements.

Expenses: Current month expenditures were \$2,171,761. Fiscal year-to-date expenditures for FY14 total \$3,435,365, of which \$3,318,181 are operating expenses and \$117,184 are capital expenses. Expenditures do not reflect all staff and consultant costs incurred but not yet billed to DERWA in FY14.

Cash: The cash balance at June 30, 2014 was (\$666,800).

Submitted by:




Richard Lou
Treasurer

Dated: July 14, 2014

Prepared by  (D. Gulseth)

Reviewed by  (L. Fan)

Reviewed by  (S. Klein)

**DSRSD/EBMUD RECYCLED WATER AUTHORITY
TREASURER'S REPORT
FOR THE PERIOD ENDED JUNE 30, 2014**

CAPITAL - PROJECT	Program Budget @ FY14	Expenditures FY 13 and Prior (a)	Expenditures Current Month	Expenditures FY 14 YTD (b)	Expenditures Grand Total (a+b)	DSRSD EXP Grand Total	EBMUD EXP Grand Total
Pipeline Reach 1	7,561,000	7,560,517	0	0	7,560,517	4,383,920	3,176,597
Pipeline Reach 2	4,558,000	4,558,120	0	0	4,558,120	3,882,264	675,856
Pipeline Reach 3	2,286,000	2,286,003	0	0	2,286,003	1,719,204	566,799
Pipeline Reach 4	1,615,000	1,614,959	0	0	1,614,959	363,685	1,251,274
Pipeline Reach 5	1,431,000	1,430,991	0	0	1,430,991	200,195	1,230,796
Pipeline Reach 6	6,760,000	6,759,869	0	0	6,759,869	430,784	6,329,085
Treatment Plant	15,733,000	15,732,794	0	0	15,732,794	8,948,843	6,783,951
Pump Stations	8,563,000	8,563,294	0	0	8,563,294	6,776,648	1,786,646
Water Tanks	12,393,000	12,393,483	0	0	12,393,483	7,221,552	5,171,931
Phase 2 Pipeline & Pump Station	3,851,000	3,462,938	0	0	3,462,938	0	3,462,938
Backbone Corrosion	1,109,000	1,109,004	0	0	1,109,004	122,302	986,702
SCADA	290,000	15,410	0	0	15,410	8,784	6,626
EBMUD Pipeline Phase 2, 3 & 4	2,477,000	602,193	0	0	602,193	0	602,194
Fine Screening	667,000	667,096	71,155	101,859	768,955	438,304	330,651
New/Replacement Capital <50K	1,278,000	136,936	0	0	136,936	78,054	58,882
MF/UV Control Programing Update	144,000	144,366	0	0	144,366	82,289	62,077
Program Planning & Air Relief	11,564,000	5,716,001	0	1,585	5,717,586	2,829,807	2,887,779
Planning FY02 and Prior Years	0	3,585,898	0	0	3,585,898	1,757,090	1,828,808
Design FY02 and Prior Years	0	79,432	0	0	79,432	38,922	40,510
Contingency	1,000,000	0	13,740	13,740	13,740	6,870	6,870
Capitalized Interest	2,000,000	1,960,872	0	0	1,960,872	960,827	1,000,045
Total Capital Impr. Proj. Element	85,280,000	78,380,176	84,895	117,184	78,497,360	40,250,343	38,247,017

OPERATING - ITEM	Budget FY 14	Expenditures FY 12 and Prior (a)	Expenditures Current Month	Expenditures FY 14 YTD (b)	Expenditures Grand Total (a+b)	DSRSD EXP Grand Total	EBMUD EXP Grand Total
DERWA Program Manager	123,050	2,564,801	28,228	85,666	2,650,467	2,093,869	556,598
Treasurer	43,500	2,595,706	8,925	39,016	2,634,722	2,081,429	553,293
Legal Counsel	3,000	414,399	645	3,098	417,497	329,823	87,674
Secretary	10,250	181,740	2,862	7,307	189,047	149,348	39,699
Other	115,000	774,529	4,776	102,414	876,943	692,785	184,158
Operation and Maintenance Detail	1,773,560	7,676,073	395,916	1,435,166	9,111,239	7,197,879	1,913,360
Debt Service	1,645,513	13,801,486	1,645,514	1,645,514	15,447,000	12,203,130	3,243,870
Total Operating Program Element	3,713,873	28,008,734	2,086,866	3,318,181	31,326,915	24,748,263	6,578,652

PROJECT TOTALS	88,993,873	106,388,910	2,171,761	3,435,365	109,824,275	64,998,605	44,825,669
-----------------------	-------------------	--------------------	------------------	------------------	--------------------	-------------------	-------------------

REVENUES & FUNDING	Current Month	Fiscal Year
Agency Contribution		
DSRSD	0	0
EBMUD	0	0
Agency Reimbursements - DSRSD	168,432	2,235,383
Agency Reimbursements - EBMUD	20,000	1,116,347
Commercial Paper Issued	0	0
Corps of Engineer Funded	0	0
Grants	0	0
Loans	0	0
Interest Income	0	0
Misc Income	0	0
TOTAL REVENUES & FUNDING	188,432	3,351,730

CASH AVAILABLE	Current Month	Fiscal Year
Beginning Cash	1,316,529	(583,165)
Beg. Balance Adj.-rounding	0	0
LAIF Int Adjustment	0	0
Commercial Paper payoff	0	0
Total Revenues & Funding	188,432	3,351,730
Total Expenditures	(2,171,761)	(3,435,365)
Ending Cash	(666,800)	(666,800)

Prepared by Dana Gulseth Date: 7/9/14
Reviewed by [Signature] Date: 7/8/14
Approved by [Signature] Date: 7/9
Scott Klein

DSRSD/EBMUD RECYCLED WATER AUTHORITY
SUMMARY OF EXPENDITURES
FOR THE PERIOD ENDED
June 30, 2014

Check Date	Check Number	Payee	Category	TOTAL Amount	DSRSD Amount	EBMUD Amount	Operating	Capital	CK-OP			
06/06/14	2433970	James Bewley	Op-Contract Manager (76/24)	8,415.00	6,395.40	2,019.60	0	8,415.00	0.00	8,415.00	76.0%	24.0%
05/02/14	Correction	DSRSD - February invoice	Op-Public Info (76/24 split)	(81.12)	(61.65)	(19.47)	0	(81.12)	0.00	(81.12)	76.0%	24.0%
05/02/14	Correction	DSRSD - February invoice	Op-Public Info (49/51 split)	81.12	39.75	41.37	0	81.12	0.00	81.12	49.0%	51.0%
May	Correction	J. Bewley Invoices	Op-Public Info (76/24 split)	(4,141.91)	(3,147.85)	(994.06)	0	(4,141.91)	0.00	(4,141.91)	76.0%	24.0%
May	Correction	J. Bewley Invoices	Op-Public Info (49/51 split)	4,141.91	2,029.54	2,112.37	0	4,141.91	0.00	4,141.91	49.0%	51.0%
06/20/14	2434760	CWSRF Accounting Office (Loan)	Op-Debt Serv Principal	470,512.83	241,843.59	228,669.24	0	470,512.83	0.00	470,512.83	51.4%	48.6%
06/20/14	2434760	CWSRF Accounting Office (Loan)	Op-Debt Interest Exp	178,094.30	91,540.47	86,553.83	0	178,094.30	0.00	178,094.30	51.4%	48.6%
06/20/14	2434741	ABAG- (DWR IRWM Drought)	Cap-IRWM Drought Round 3	13,740.00	6,870.00	6,870.00	C	0.00	13,740.00	0.00	50.0%	50.0%
06/27/14	2435404	Sodexo- Conference	Op-PM other/ Public Info (49/51 split)	43.40	21.27	22.13	0	43.40	0.00	43.40	49.0%	51.0%
06/27/14	2435118	James Bewley	Op-Prg Mgr Exp (76/24)	92.30	70.15	22.15	0	92.30	0.00	92.30	76.0%	24.0%
06/27/14	2435118	James Bewley	Op-Insurance exp (76/24)	4,776.82	3,630.38	1,146.44	0	4,776.82	0.00	4,776.82	76.0%	24.0%
06/27/14	2435118	James Bewley	Op-Prgr Mgr Other (76/24)	442.66	336.42	106.24	0	442.66	0.00	442.66	76.0%	24.0%
06/27/14	2435125	State Water Res.Control Bd(Loan)	Op-Debt Serv Principal	741,255.94	381,005.55	360,250.39	0	741,255.94	0.00	741,255.94	51.4%	48.6%
06/27/14	2435125	State Water Res.Control Bd(Loan)	Op-Debt Interest Exp	255,650.89	131,404.56	124,246.33	0	255,650.89	0.00	255,650.89	51.4%	48.6%
06/27/14	2435181	EBMUD Accounting	Op-Treas Salary (76/24)	1,512.60	1,149.58	363.02	0	1,512.60	0.00	1,512.60	76.0%	24.0%
06/27/14	2435181	EBMUD Accounting	Op- Cost Accounting (76/24)	1,878.55	1,427.70	450.85	0	1,878.55	0.00	1,878.55	76.0%	24.0%
06/27/14	2435234	ICF Jones & Stokes	Op-Prg Mgt Pub Info Exp (49/51)	12,864.97	6,303.84	6,561.13	0	12,864.97	0.00	12,864.97	49.0%	51.0%
06/27/14	2435265	Maze & Associates	Op- Audit fees (76/24)	2,375.00	1,805.00	570.00	0	2,375.00	0.00	2,375.00	76.0%	24.0%
07/03/14	2435623	DSRSD April	Cap-Sand Filter Rehab (57/43)	30,847.11	17,582.85	13,264.26	C	0.00	30,847.11	0.00	57.0%	43.0%
07/03/14	2435623	DSRSD April	Op-Operations (76/24)	100,811.56	76,616.79	24,194.77	0	100,811.56	0.00	100,811.56	76.0%	24.0%
07/03/14	2435623	DSRSD April	Op-Prgm Manager-other (76/24)	721.41	548.27	173.14	0	721.41	0.00	721.41	76.0%	24.0%
07/03/14	2435623	DSRSD April	Op-Secretary Salary (76/24)	1,964.71	1,493.18	471.53	0	1,964.71	0.00	1,964.71	76.0%	24.0%
07/03/14	2435623	DSRSD April	Op-Secretary Exp (76/24)	9.35	7.11	2.24	0	9.35	0.00	9.35	76.0%	24.0%
07/03/14	2435623	DSRSD April	Op-Public Info (49/51)	1,235.92	605.60	630.32	0	1,235.92	0.00	1,235.92	49.0%	51.0%
07/03/14	2435623	DSRSD May	Cap-Sand Filter Rehab (57/43)	4,204.08	2,396.33	1,807.75	C	0.00	4,204.08	0.00	57.0%	43.0%
07/03/14	2435623	DSRSD May	Op-Operations (76/24)	129,470.88	98,397.87	31,073.01	0	129,470.88	0.00	129,470.88	76.0%	24.0%
07/03/14	2435623	DSRSD May	Op-Prgm Manager-other (76/24)	721.41	548.27	173.14	0	721.41	0.00	721.41	76.0%	24.0%
07/03/14	2435623	DSRSD May	Op-Secretary Salary (76/24)	884.34	672.10	212.24	0	884.34	0.00	884.34	76.0%	24.0%
07/03/14	2435623	DSRSD May	Op-Secretary Exp (76/24)	4.06	3.09	0.97	0	4.06	0.00	4.06	76.0%	24.0%
07/03/14	2435623	DSRSD May	Op-Public Info (49/51)	189.38	92.80	96.58	0	189.38	0.00	189.38	49.0%	51.0%
07/11/14	pending	Federal Exp	Op-Prgm Manager-other (76/24)	79.66	60.54	19.12	0	79.66	0.00	79.66	76.0%	24.0%
Accruals recorded in FY 14												
		Bold, Polisher, et al	Op-Legal (76/24)	645.00	490.20	154.80	0	645.00	0.00	645.00	76.0%	24.0%
		Office Team	Op- Prgm Manager Staff (76/24)	427.50	324.90	102.60	0	427.50	0.00	427.50	76.0%	24.0%
		EBMUD Accounting	Op-Treas Salary (76/24)	799.65	607.73	191.92	0	799.65	0.00	799.65	76.0%	24.0%
		EBMUD Accounting	Op- Cost Accounting (76/24)	2,359.30	1,793.07	566.23	0	2,359.30	0.00	2,359.30	76.0%	24.0%
		ICF Jones & Stokes	Op-Prg Mgt Pub Info Exp (49/51)	935.00	458.15	476.85	0	935.00	0.00	935.00	49.0%	51.0%
		DSRSD June	Cap-Sand Filter Rehab (57/43)	36,104.07	20,579.32	15,524.75	C	0.00	36,104.07	0.00	57.0%	43.0%
		DSRSD June	Op-Prgm Manager-Staff (76/24)	1,337.04	1,016.15	320.89	0	1,337.04	0.00	1,337.04	76.0%	24.0%
		DSRSD June	Op-Prgm Manager-other (76/24)	721.41	548.27	173.14	0	721.41	0.00	721.41	76.0%	24.0%
		DSRSD June	Op-Operations (76/24)	165,632.69	125,880.84	39,751.85	0	165,632.69	0.00	165,632.69	76.0%	24.0%
				2,171,760.79	1,223,387.11	948,373.68		2,086,865.53	84,895.26	2,086,865.53		

Wk Ending	Amount
6/6/14	\$ 8,415.00
6/13/14	\$ -
6/20/14	\$ 662,347.13
6/27/14	\$ 1,020,893.13
pending	\$ 271,143.87
Accrual	\$ 208,961.66
\$	\$ -
\$	\$ -
\$	\$ -
\$	\$ -
\$	2,171,760.79

\$ - Reconciled
\$ - Reconciled
\$ - Reconciled

OP 2,086,865.53
CAP 84,895.26

Prepared by Dan Gulseth Date: 7-9-14
Reviewed by Dan Gulseth Date: 7/9/14
Approved by Lawrence Fan Date: 7/9
 Scott Klein

DERWA CASH REPORT

Cash Balance as of 05/31/14 1,316,528.04 Reconciled to DERWA TR previous month cash basis

Add member agency's contribution:

LAIF Interest Income				
Loans				
DSRSD Contribution				
EBMUD Contribution				
Agency Reimbursements - DSRSD	EBM-DEO-00211	168,432.01	06/13/14	
Agency Reimbursements - EBMUD	EBM-DEO-00210	20,000.00	06/16/14	
State Grant				
LAVWMA				
Other Reimbursements- Misc				

Less invoice payments:




James Bewley	2433970	(8,415.00)	06/06/14	
CWSRF Accounting Office-Loan Payment	2434760	(648,607.13)	06/20/14	
ABAG	2434741	(13,740.00)	06/20/14	
Sodexo	2435404	(43.40)	06/27/14	
James Bewley (expenses)	2435118	(5,311.78)	06/27/14	
State Water Res. Control Board	2435125	(996,906.83)	06/27/14	
EBMUD Accounting	2435181	(3,391.15)	06/27/14	
ICF Jones & Stokes	2435234	(12,864.97)	06/27/14	
Maze & Associates	2435265	(2,375.00)	06/27/14	
DSRSD For April	2435623	(135,590.06)	07/03/14	
DSRSD For May	2435623	(135,474.15)	07/03/14	
Federal Express	pending	(79.66)	07/11/14	
Accruals	pending	(208,961.66)	FY14	

Cash Balance as of 06/30/14 (666,800.74)

Rounding 0.74

Cash Balance 06/30/14 (666,800.00)

7/9/14 9:03 AM

Prepared by	<u></u>	Date	<u>7-9-14</u>
Reviewed by	<u></u>	Date	<u>7/9/14</u>
Approved by	<u></u>	Date	<u>7/9</u>

**DSRSD/EBMUD RECYCLED WATER AUTHORITY
TREASURER'S REPORT FOR JULY 31, 2014**

STAFF REPORT

Attached is the DERWA Treasurer's Report for the month ending July 31, 2014. A summary of transactions and recommendation follows.

Revenues/Funding: During the month, \$289,457 in agency reimbursements were received which were applied to fiscal year 2014. Fiscal year-to-date 2015 Revenues/Funding totaled zero.

Expenses: Current month expenditures were (\$203,795). Fiscal year-to-date expenditures for FY15 total \$5,167, of which \$5,167 were operating expenses and zero were capital expenses. Accrual reversals totaled (\$208,962). Expenditures do not reflect all staff and consultant costs incurred but not yet billed to DERWA in FY15.

Cash: The cash balance at July 31, 2014 was (\$175,226).

Submitted by:



Richard Lou
Treasurer

Dated: August 4, 2014

Prepared by DG (D. Gulseth)
Reviewed by LF (L. Fan)
Reviewed by SK (S. Klein)

File: W:\Derwa\Treasurer's Report\Summary & Recommendation.doc

**DSRSD/EBMUD RECYCLED WATER AUTHORITY
TREASURER'S REPORT
FOR THE PERIOD ENDED JULY 31, 2014**

CAPITAL - PROJECT	Program Budget @ FY15	Expenditures FY 14 and Prior (a)	Expenditures Current Month	Expenditures FY 15 YTD (b)	Expenditures Grand Total (a+b)	DSRSD EXP Grand Total	EBMUD EXP Grand Total
Pipeline Reach 1	7,561,000	7,560,517	0	0	7,560,517	4,383,920	3,176,597
Pipeline Reach 2	4,558,000	4,558,120	0	0	4,558,120	3,882,264	675,856
Pipeline Reach 3	2,286,000	2,286,003	0	0	2,286,003	1,719,204	566,799
Pipeline Reach 4	1,615,000	1,614,959	0	0	1,614,959	363,685	1,251,274
Pipeline Reach 5	1,431,000	1,430,991	0	0	1,430,991	200,195	1,230,796
Pipeline Reach 6	6,760,000	6,759,869	0	0	6,759,869	430,784	6,329,085
Treatment Plant	15,733,000	15,732,794	0	0	15,732,794	8,948,843	6,783,951
Pump Stations	8,563,000	8,563,294	0	0	8,563,294	6,776,648	1,786,646
Water Tanks	12,393,000	12,393,483	0	0	12,393,483	7,221,552	5,171,931
Phase 2 Pipeline & Pump Station	3,851,000	3,462,938	0	0	3,462,938	0	3,462,938
Backbone Corrosion	1,109,000	1,109,004	0	0	1,109,004	122,302	986,702
SCADA	290,000	15,410	0	0	15,410	8,784	6,626
EBMUD Pipeline Phase 2, 3 & 4	2,477,000	602,193	0	0	602,193	0	602,194
Fine Screening	667,000	768,955	(36,104)	(36,104)	732,851	417,725	315,126
New/Replacement Capital <50K	1,278,000	136,936	0	0	136,936	78,054	58,882
MF/UV Control Programing Update	144,000	144,366	0	0	144,366	82,289	62,077
Program Planning & Air Relief	11,564,000	5,717,586	0	0	5,717,586	2,829,807	2,887,779
Planning Prior Years	1,680,000	3,585,898	0	0	3,585,898	1,757,090	1,828,808
Design Prior Years	0	79,432	0	0	79,432	38,922	40,510
Contingency	1,000,000	13,740	0	0	13,740	6,870	6,870
Capitalized Interest	2,000,000	1,960,872	0	0	1,960,872	960,827	1,000,045
Total Capital Impr. Proj. Element	86,960,000	78,497,360	(36,104)	(36,104)	78,461,256	40,229,764	38,231,492

OPERATING - ITEM	Budget FY 15	Expenditures FY 12 and Prior (a)	Expenditures Current Month	Expenditures FY 14 YTD (b)	Expenditures Grand Total (a+b)	DSRSD EXP Grand Total	EBMUD EXP Grand Total
DERWA Program Manager	116,942	2,652,145	(2,058)	(2,058)	2,650,087	2,093,568	556,519
Treasurer	41,000	2,634,722	0	0	2,634,722	2,081,429	553,293
Legal Counsel	5,000	417,497	0	0	417,497	329,823	87,674
Secretary	6,150	189,047	0	0	189,047	149,348	39,699
Other	105,000	876,943	(1)	0	876,943	692,785	184,158
Operation and Maintenance Detail	1,802,514	9,111,239	(165,632)	(165,633)	8,945,606	7,067,029	1,878,577
Debt Service	1,645,513	15,447,000	0	0	15,447,000	12,203,130	3,243,870
Total Operating Program Element	3,722,119	31,328,593	(167,691)	(167,691)	31,160,902	24,617,112	6,543,790

PROJECT TOTALS	90,682,119	109,825,953	(203,795)	(203,795)	109,622,158	64,846,876	44,775,282
-----------------------	-------------------	--------------------	------------------	------------------	--------------------	-------------------	-------------------

REVENUES & FUNDING	Current Month	Fiscal Year
Agency Contribution		
DSRSD	0	0
EBMUD	0	0
Agency Reimbursements - DSRSD	0	0
Agency Reimbursements - EBMUD	0	0
Commercial Paper Issued	0	0
Corps of Engineer Funded	0	0
Grants	0	0
Loans	0	0
Interest Income	0	0
Misc Income	0	0
TOTAL REVENUES & FUNDING	0	0

CASH AVAILABLE	Current Month	Fiscal Year
Beginning Cash	(459,517)	(459,517)
Beg. Balance Accrual Adj	80,496	80,496
LAIF Int Adjustment	0	0
Commercial Paper payoff	0	0
Total Revenues & Funding	0	0
Total Expenditures	203,795	203,795
Ending Cash	(175,226)	(175,226)

Prepared by Dina Gulseth Date: 8-1-14
 Reviewed by Lawrence Fan Date: 8/5/14
 Approved by Scott Klein Date: 8/6

DERWA CASH REPORT

Cash Balance as of

06/30/14

(459,516.58) Reconciled to DERWA TR previous month cash basis w/o accruals

Add member agency's contribution:

LAIF Interest Income

Loans

DSRSD Contribution

EBMUD Contribution

Agency Reimbursements - DSRSD

EBM-DEO-00213

225,894.29 07/18/14

Agency Reimbursements - EBMUD

EBM-DEO-00212

63,562.96 07/10/14

State Grant

LAVWMA

Other Reimbursements- Misc

Less invoice payments:

EBMUD

2436489

(3,158.95) 07/18/14

ICF Jones & Stokes

2436539

(935.00) 07/18/14

Office Team

2436609

(427.50) 07/18/14

Bold, Polisner, et al

2436435

(645.00) 07/18/14

Cash Balance as of

07/31/14

(175,225.78)

Rounding

(0.22)

Cash Balance 07/31/14

(175,226.00)

Prepared by	<u><i>Dan Gulseth</i></u>	Date	<u>8-1-14</u>
Reviewed by	<u><i>Dan Gulseth</i></u>	Date	<u>8/5/14</u>
Approved by	<u><i>Lawrence Fan</i></u>	Date	<u>8/6</u>
	<u>Scott Klein</u>		

**DSRSD/EBMUD RECYCLED WATER AUTHORITY
TREASURER'S REPORT FOR AUGUST 31, 2014**

STAFF REPORT

Attached is the DERWA Treasurer's Report for the month ending August 31, 2014. A summary of transactions and recommendation follows.

Revenues/Funding: During the month, \$98,235 in agency reimbursements were received. Fiscal year-to-date 2015 Revenues/Funding totaled \$387,692.

Expenses: Current month expenditures were \$273,460. Fiscal year-to-date expenditures for FY15 total \$69,665 of which \$5,265 were operating expenses and \$64,400 were capital expenses. Accrual reversals totaled (\$208,962). Expenditures do not reflect all staff and consultant costs incurred but not yet billed to DERWA in FY15.



Cash: The cash balance at August 31, 2014 was (\$350,451).

Submitted by:



Richard Lou
Treasurer

Dated: September 4, 2014

Prepared by  (D. Gulseth)
Reviewed by  (L. Fan)
Reviewed by  (S. Klein)

File: W:\Derwa\Treasurer's Report\Summary & Recommendation.doc

**DSRSD/EBMUD RECYCLED WATER AUTHORITY
TREASURER'S REPORT
FOR THE PERIOD ENDED AUGUST 31, 2014**

CAPITAL - PROJECT	Program Budget @ FY15	Expenditures FY 14 and Prior (a)	Expenditures Current Month	Expenditures FY 15 YTD (b)	Expenditures Grand Total (a+b)	DSRSD EXP Grand Total	EBMUD EXP Grand Total
Pipeline Reach 1	7,561,000	7,560,517	0	0	7,560,517	4,383,920	3,176,597
Pipeline Reach 2	4,558,000	4,558,120	0	0	4,558,120	3,882,264	675,856
Pipeline Reach 3	2,286,000	2,286,003	0	0	2,286,003	1,719,204	566,799
Pipeline Reach 4	1,615,000	1,614,959	0	0	1,614,959	363,685	1,251,274
Pipeline Reach 5	1,431,000	1,430,991	0	0	1,430,991	200,195	1,230,796
Pipeline Reach 6	6,760,000	6,759,869	0	0	6,759,869	430,784	6,329,085
Treatment Plant	15,733,000	15,732,794	0	0	15,732,794	8,948,843	6,783,951
Pump Stations	8,563,000	8,563,294	0	0	8,563,294	6,776,648	1,786,646
Water Tanks	12,393,000	12,393,483	0	0	12,393,483	7,221,552	5,171,931
Phase 2 Pipeline & Pump Station	3,851,000	3,462,938	0	0	3,462,938	0	3,462,938
Backbone Corrosion	1,109,000	1,109,004	0	0	1,109,004	122,302	986,702
SCADA	290,000	15,410	0	0	15,410	8,784	6,626
EBMUD Pipeline Phase 2, 3 & 4	2,477,000	602,193	0	0	602,193	0	602,194
Fine Screening	667,000	768,955	0	(36,104)	732,851	417,725	315,126
New/Replacement Capital <50K	1,278,000	136,936	68,744	68,744	205,680	117,238	88,442
MF/UV Control Programing Update	144,000	144,366	31,760	31,760	176,126	100,392	75,734
Program Planning & Air Relief	11,564,000	5,717,586	0	0	5,717,586	2,829,807	2,887,779
Planning Prior Years	1,680,000	3,585,898	0	0	3,585,898	1,757,090	1,828,808
Design Prior Years	0	79,432	0	0	79,432	38,922	40,510
Contingency	1,000,000	13,740	0	0	13,740	6,870	6,870
Capitalized Interest	2,000,000	1,960,872	0	0	1,960,872	960,827	1,000,045
Total Capital Impr. Proj. Element	86,960,000	78,497,360	100,504	64,400	78,561,760	40,287,051	38,274,709

OPERATING - ITEM	Budget FY 15	Expenditures FY 12 and Prior (a)	Expenditures Current Month	Expenditures FY 15 YTD (b)	Expenditures Grand Total (a+b)	DSRSD EXP Grand Total	EBMUD EXP Grand Total
DERWA Program Manager	116,942	2,652,145	4,989	2,931	2,655,076	2,097,509	557,567
Treasurer	41,000	2,634,722	813	813	2,635,535	2,082,072	553,463
Legal Counsel	5,000	417,497	0	0	417,497	329,823	87,674
Secretary	6,150	189,047	1,337	1,337	190,384	150,404	39,980
Other	105,000	876,943	(1)	0	876,943	692,785	184,158
Operation and Maintenance Detail	1,802,514	9,111,239	165,818	184	9,111,423	7,198,025	1,913,398
Debt Service	1,645,513	15,447,000	0	0	15,447,000	12,203,130	3,243,870
Total Operating Program Element	3,722,119	31,328,593	172,956	5,265	31,333,858	24,753,748	6,580,110

PROJECT TOTALS	90,682,119	109,825,953	273,460	69,665	109,895,618	65,040,799	44,854,819
-----------------------	-------------------	--------------------	----------------	---------------	--------------------	-------------------	-------------------

REVENUES & FUNDING	Current Month	Fiscal Year
Agency Contribution		
DSRSD	0	0
EBMUD	0	0
Agency Reimbursements - DSRSD	4,496	230,390
Agency Reimbursements - EBMUD	93,739	157,302
Commercial Paper Issued	0	0
Corps of Engineer Funded	0	0
Grants	0	0
Loans	0	0
Interest Income	0	0
Misc Income	0	0
TOTAL REVENUES & FUNDING	98,235	387,692

CASH AVAILABLE	Current Month	Fiscal Year
Beginning Cash	(175,226)	(459,517)
Beg. Balance Accrual Adj	0	(208,962)
LAIF Int Adjustment	0	0
Commercial Paper payoff	0	0
Total Revenues & Funding	98,235	387,692
Total Expenditures	(273,460)	(69,665)
Ending Cash	(350,451)	(350,451)

Prepared by AMulick Date: 9-3-14
Reviewed by Fana Gulseth Date: 9/3/14
Approved by Lawrence Fan Date: 9/3
Scott Klein

**DSRSD/EBMUD RECYCLED WATER AUTHORITY
SUMMARY OF EXPENDITURES
FOR THE PERIOD ENDED
AUGUST 31, 2014**

Check Date	Check Number	Payee	Category	TOTAL Amount	DSRSD Amount	EBMUD Amount
08/01/14	2437412	Office Team/ Robert Half	Op-Prog Manager Staff (76/24)	1,264.69	961.16	303.53
08/01/14	2437478	Underground Service Alert	Op-Prog Manager Other (76/24)	152.94	116.23	36.71
08/08/14	2437757	Office Team/ Robert Half	Op-Prog Manager Staff (76/24)	712.50	541.50	171.00
08/29/14	2438821	DSRSD June	Cap- New Cap.<50 K Const (57/43)	68,744.37	39,184.29	29,560.08
08/29/14	2438821	DSRSD June	Cap-MF/UV Const (76/24)	31,760.45	24,137.94	7,622.51
08/29/14	2438821	DSRSD June	Op-Pgm Manag- Other (76/24)	721.41	548.27	173.14
08/29/14	2438821	DSRSD June	Op-Secretary Salary (76/24)	1,337.04	1,016.15	320.89
08/29/14	2438821	DSRSD June	Op-Operations (76/24)	165,816.97	126,020.90	39,796.07
08/29/14	2438991	Office Team/ Robert Half	Op-Prog Manager Staff (76/24)	2,137.51	1,624.51	513.00
08/29/14	2438829	EBMUD Accounting	Op- Trea Cost Acctg (76/24)	812.65	617.61	195.04
				273,460.53	194,768.57	78,691.96

	Operating	Capital	CK-OP		
O	1,264.69	0.00	1,264.69	76.0%	24.0%
O	152.94	0.00	152.94	76.0%	24.0%
O	712.50	0.00	712.50	76.0%	24.0%
C	0.00	68,744.37	68,744.37	57.0%	43.0%
C	0.00	31,760.45	0.00	76.0%	24.0%
O	721.41	0.00	721.41	76.0%	24.0%
O	1,337.04	0.00	1,337.04	76.0%	24.0%
O	165,816.97	0.00	165,816.97	76.0%	24.0%
O	2,137.51	0.00	2,137.51	76.0%	#REF!
O	812.65	0.00	812.65	76.0%	63.1%
	0.00	0.00	0.00	#DIV/0!	#DIV/0!
	0.00	0.00	0.00	#DIV/0!	#DIV/0!
	0.00	0.00	0.00	#DIV/0!	#DIV/0!
	0.00	0.00	0.00	#DIV/0!	#DIV/0!
	172,955.71	100,504.82	241,700.08		

Wk Ending	Amount
8/1/14	\$ 1,417.63
8/8/14	\$ 712.50
8/15/14	\$ -
8/22/14	\$ -
8/29/14	\$ 271,330.40
\$	-
\$	-
\$	-
\$	-
\$	273,460.53

\$ - Reconciled
\$ - Reconciled
\$ - Reconciled

Prepared by Dana Gulseth Date: 9-2-14
 Reviewed by Lawrence Fan Date: 9/3/14
 Approved by Scott Klein Date: 9/3

DERWA CASH REPORT

Cash Balance as of 07/31/14 (175,225.78) Reconciled to DERWA TR previous month

Add member agency's contribution:

LAIF Interest Income				
Loans				
DSRSD Contribution				
EBMUD Contribution				
Agency Reimbursements - DSRSD	EBM-DEO-00216	4,496.03	08/22/14	
Agency Reimbursements - EBMUD	EBM-DEO-00214A, 215	93,738.80	8/13+21/2014	
State Grant				
LAVWMA				
Other Reimbursements- Misc				

Less invoice payments:

Office Team/ Robert Half	2437412	(1,264.69)	08/01/14	
Underground Service Alert	2437478	(152.94)	08/01/14	
Office Team/ Robert Half	2437757	(712.50)	08/08/14	
Office Team/ Robert Half	2438991	(2,137.51)	08/29/14	
DSRSD for June	2438821	(268,380.24)	08/29/14	
EBMUD Accounting	2438829	(812.65)	08/29/14	

Cash Balance as of 08/31/14 (350,451.48)

Rounding 0.48

Cash Balance 08/31/14 (350,451.00)

Prepared by	<i>Dana Gulseth</i>	Date	9-2-14
Reviewed by	<i>L</i> Lawrence Farr	Date	9/3/14
Approved by	<i>S</i> Scott Klein	Date	9/3

**DSRSD/EBMUD RECYCLED WATER AUTHORITY
TREASURER'S REPORT FOR SEPTEMBER 30, 2014**

STAFF REPORT

Attached is the DERWA Treasurer's Report for the month ending September 30, 2014. A summary of transactions and recommendation follows.

Revenues/Funding: During the month, agency reimbursements of \$194,769 were received. Fiscal year-to-date 2015 Revenues/Funding totaled \$582,461.

Expenses: Current month expenditures were \$228,890. Fiscal year-to-date expenditures for FY15 total \$298,554 of which \$265,914 were operating expenses and \$32,640 were capital expenses. Expenditures do not reflect all staff and consultant costs incurred but not yet billed to DERWA in FY15.




Cash: The cash balance at September 30, 2014 was (\$384,572).

Submitted by:



Richard Lou
Treasurer

Dated: October 3, 2014

Prepared by  (D. Gulseth)
Reviewed by  (L. Fan)
Reviewed by  (S. Klein)

File: W:\Derwa\Treasurer's Report\Summary & Recommendation.doc

**DSRSD/EBMUD RECYCLED WATER AUTHORITY
TREASURER'S REPORT
FOR THE PERIOD ENDED SEPTEMBER 30, 2014**

CAPITAL - PROJECT	Program Budget @ FY15	Expenditures FY 14 and Prior (a)	Expenditures Current Month	Expenditures FY 15 YTD (b)	Expenditures Grand Total (a+b)	DSRSD EXP Grand Total	EBMUD EXP Grand Total
Pipeline Reach 1	7,561,000	7,560,517	0	0	7,560,517	4,383,920	3,176,597
Pipeline Reach 2	4,558,000	4,558,120	0	0	4,558,120	3,882,264	675,856
Pipeline Reach 3	2,286,000	2,286,003	0	0	2,286,003	1,719,204	566,799
Pipeline Reach 4	1,615,000	1,614,959	0	0	1,614,959	363,685	1,251,274
Pipeline Reach 5	1,431,000	1,430,991	0	0	1,430,991	200,195	1,230,796
Pipeline Reach 6	6,760,000	6,759,869	0	0	6,759,869	430,784	6,329,085
Treatment Plant	15,733,000	15,732,794	0	0	15,732,794	8,948,843	6,783,951
Pump Stations	8,563,000	8,563,294	0	0	8,563,294	6,776,648	1,786,646
Water Tanks	12,393,000	12,393,483	0	0	12,393,483	7,221,552	5,171,931
Phase 2 Pipeline & Pump Station	3,851,000	3,462,938	0	0	3,462,938	0	3,462,938
Backbone Corrosion	1,109,000	1,109,004	0	0	1,109,004	122,302	986,702
SCADA	290,000	15,410	0	0	15,410	8,784	6,626
EBMUD Pipeline Phase 2, 3 & 4	2,477,000	602,193	0	0	602,193	0	602,194
Fine Screening	667,000	768,955	0	(36,104)	732,851	417,725	315,126
New/Replacement Capital <50K	1,278,000	136,936	0	68,744	205,680	117,238	88,442
MF/UV Control Programing Update	144,000	144,366	(31,760)	0	144,366	82,289	62,077
Program Planning & Air Relief	11,564,000	5,717,586	0	0	5,717,586	2,829,807	2,887,779
Planning Prior Years	1,680,000	3,585,898	0	0	3,585,898	1,757,090	1,828,808
Design Prior Years	0	79,432	0	0	79,432	38,922	40,510
Contingency	1,000,000	13,740	0	0	13,740	6,870	6,870
Capitalized Interest	2,000,000	1,960,872	0	0	1,960,872	960,827	1,000,045
Total Capital Impr. Proj. Element	86,960,000	78,497,360	(31,760)	32,640	78,530,000	40,268,948	38,261,052

OPERATING - ITEM	Budget FY 15	Expenditures FY 12 and Prior (a)	Expenditures Current Month	Expenditures FY 15 YTD (b)	Expenditures Grand Total (a+b)	DSRSD EXP Grand Total	EBMUD EXP Grand Total
DERWA Program Manager	116,942	2,652,145	2,682	5,613	2,657,758	2,099,628	558,130
Treasurer	41,000	2,634,722	6,740	7,552	2,642,274	2,087,396	554,878
Legal Counsel	5,000	417,497	0	0	417,497	329,823	87,674
Secretary	6,150	189,047	1,172	2,509	191,556	151,329	40,227
Other	105,000	876,943	97,469	97,470	974,413	769,786	204,627
Operation and Maintenance Detail	1,802,514	9,111,239	152,587	152,770	9,264,009	7,318,568	1,945,441
Debt Service	1,645,513	15,447,000	0	0	15,447,000	12,203,130	3,243,870
Total Operating Program Element	3,722,119	31,328,593	260,650	265,914	31,594,507	24,959,660	6,634,847

PROJECT TOTALS	90,682,119	109,825,953	228,890	298,554	110,124,507	65,228,608	44,895,899
-----------------------	-------------------	--------------------	----------------	----------------	--------------------	-------------------	-------------------

REVENUES & FUNDING	Current Month	Fiscal Year
Agency Contribution		
DSRSD	0	0
EBMUD	0	0
Agency Reimbursements - DSRSD	194,769	425,159
Agency Reimbursements - EBMUD	0	157,302
Commercial Paper Issued	0	0
Corps of Engineer Funded	0	0
Grants	0	0
Loans	0	0
Interest Income	0	0
Misc Income	0	0
TOTAL REVENUES & FUNDING	194,769	582,461

CASH AVAILABLE	Current Month	Fiscal Year
Beginning Cash	(350,451)	(459,517)
Beg. Balance Accrual Adj	0	(208,962)
LAIF Int Adjustment	0	0
Commercial Paper payoff	0	0
Total Revenues & Funding	194,769	582,461
Total Expenditures	(228,890)	(298,554)
Ending Cash	(384,572)	(384,572)

Prepared by Dana Gulseth Date: 9/30/14
Reviewed by Dana Gulseth Date: 10/2/14
Approved by Scott Klein Date: 10/6

DERWA CASH REPORT

Cash Balance as of 08/31/14 (350,451.48) Reconciled to DERWA TR previous month

Add member agency's contribution:

LAIF Interest Income		
Loans		
DSRSD Contribution	194,768.57	09/19/14
EBMUD Contribution		
Agency Reimbursements - DSRSD		
Agency Reimbursements - EBMUD		
State Grant		
LAVWMA		
Other Reimbursements- Misc		

Less invoice payments:

Maze & Associates	2439620	(2,940.00)	09/12/14
DSRSD July	2439554	(122,721.44)	09/12/14
ICF International	2439601	(1,280.00)	09/12/14
Robt Half/ Office Team	2439676	(570.00)	09/12/14
Alliant Insurance	2440229	(97,470.26)	09/26/14
EBMUD August Acctg	2440314	(3,799.74)	09/26/14
Robt Half/ Office Team	2440451	(106.88)	09/26/14

Cash Balance as of 09/30/14 (384,571.23)

Rounding (0.77)

Cash Balance 09/30/14 (384,572.00)

Prepared by	<i>Dana Gulseth</i>	Date	9-30-14
Reviewed by	<i>L</i>	Date	10/2/14
Approved by	<i>Scott Klein</i>	Date	10/6

DSRSD/EBMUD RECYCLED WATER AUTHORITY
SUMMARY OF EXPENDITURES
FOR THE PERIOD ENDED
SEPTEMBER 30, 2014

Check Date	Check Number	Payee	Category	TOTAL Amount	DSRSD Amount	EBMUD Amount	Operating	Capital	CK-OP			
09/12/14	2439620	Maze & Associates	Op- Audit fee (76/24)	2,940.00	2,234.40	705.60	○	2,940.00	0.00	2,940.00	76.0%	24.0%
09/12/14	2439554	DSRSD July	Op-Pgm Mgr Other (76/24)	725.00	551.00	174.00	○	725.00	0.00	725.00	76.0%	24.0%
09/12/14	2439554	DSRSD July	Op-Secretary Salary (76/24)	1,145.68	870.72	274.96	○	1,145.68	0.00	1,145.68	76.0%	24.0%
09/12/14	2439554	DSRSD July	Op-Secretary Exp (76/24)	25.67	19.51	6.16	○	25.67	0.00	25.67	76.0%	24.0%
09/12/14	2439554	DSRSD July	Op- Operations (76/24)	120,825.09	91,827.07	28,998.02	○	120,825.09	0.00	120,825.09	76.0%	24.0%
09/12/14	From Aug- TR	Correction from June DSRSD Inv	Op- Operations (76/24)	31,760.45	24,137.94	7,622.51	○	31,760.45	0.00	31,760.45	76.0%	24.0%
09/12/14	From Aug- TR	Correction from June DSRSD Inv	Cap-MF/UV Const (76/24)	(31,760.45)	(24,137.94)	(7,622.51)	○	0.00	(31,760.45)	0.00	76.0%	24.0%
09/12/14	2439601	ICF International	Op-Prg Mgr /Public (49/51)	1,280.00	627.20	652.80	○	1,280.00	0.00	1,280.00	49.0%	51.0%
09/12/14	2439676	Office Team	Op-Pgr Manager Staff (76/24)	570.00	433.20	136.80	○	570.00	0.00	570.00	76.0%	24.0%
09/12/14	2440229	Alliant Insurance	Op-Insurance (76/24)	97,470.26	74,077.40	23,392.86	○	97,470.26	0.00	97,470.26	76.0%	24.0%
09/26/14	2440314	EBMUD Accounting Aug	Op-Pgr Manager Staff (76/24)	3,799.74	2,887.80	911.94	○	3,799.74	0.00	3,799.74	76.0%	24.0%
09/26/14	2440451	Office Team	Op-Pgm Mgr Staff (76/24)	106.88	81.23	25.65	○	106.88	0.00	106.88	76.0%	24.0%
					-	-		0.00	0.00	0.00		
					-	-		0.00	0.00	0.00		
					-	-		0.00	0.00	0.00		
				228,888.32	173,609.52	55,278.80		260,648.77	(31,760.45)	260,648.77		

Wk Ending	Amount
9/5/14	\$ -
9/12/14	\$ 127,511.44
9/19/14	\$ -
9/26/14	\$ 101,376.88
\$	-
\$	-
\$	-
\$	-
\$	-
\$	-
\$	-
\$	228,888.32

\$ - Reconciled
\$ - Reconciled
\$ - Reconciled

Prepared by D Gulseth Date: 9-30-14
 Reviewed by L Date: 10/2/14
 Approved by Scott Klein Date: 10/6

Item 7.B

DERWA Summary & Recommendation

Quarterly Investment Reports – June 30 and September 30, 2014

Summary:

Section 53646 of the Government Code allows the Treasurer of the Authority to submit to the Authority Manager, the Internal Auditor, and the Board of Directors a quarterly investment report. It also stipulates that the investment report must include the types of investments in which the Authority has invested its funds, the issuer, date of maturity, the value of the investment at maturity, and the dollar amount that is invested in the security.

The investments held by the Authority on June 30 and September 30, 2014 were \$0.00. The investment portfolio is in full compliance with the Board's adopted policy regarding the Authority's investments.

In compliance with Section 53646(b)3 of the Government Code, this report denotes that the Authority will be able to meet expenditure requirements for the next six months from revenues/reimbursements/contributions from member agencies.

Recommendation:

The Treasurer recommends that the Board approve the Quarterly Investment Reports by Motion.

October 27, 2014

Item 8.A

DERWA Summary & Recommendation

Update on Implementation of Pleasanton Recycled Water Program

Summary:

The Pleasanton City Council adopted the Initial Study/Mitigated Negative Declaration for their recycled water project on September 16, 2014. With this action the DERWA/Pleasanton Recycled Water Treatment and Delivery agreement became effective.

DERWA has been providing recycled water to Pleasanton's Val Vista Park through DSRSD for several months. Pleasanton plans to complete construction of the Point of Connection to DERWA and initial distribution pipelines to serve the Sports & Recreation Park by summer 2015.

An update to the Pleasanton Recycled Water Program will be presented to the DERWA Board.

Recommendation:

The Board receive the presentation.

October 27, 2014

ITEM 9

MANAGER'S REPORTS

1. Capital Projects Update – None
2. Confirm Cancellation of Next Meeting –
December 22, 2014